

2023

UNIVERSITY OF ILLINOIS SYSTEM

POCKET FACTS



UNIVERSITY OF ILLINOIS SYSTEM

Altogether Extraordinary™

THE UNIVERSITY OF ILLINOIS SYSTEM

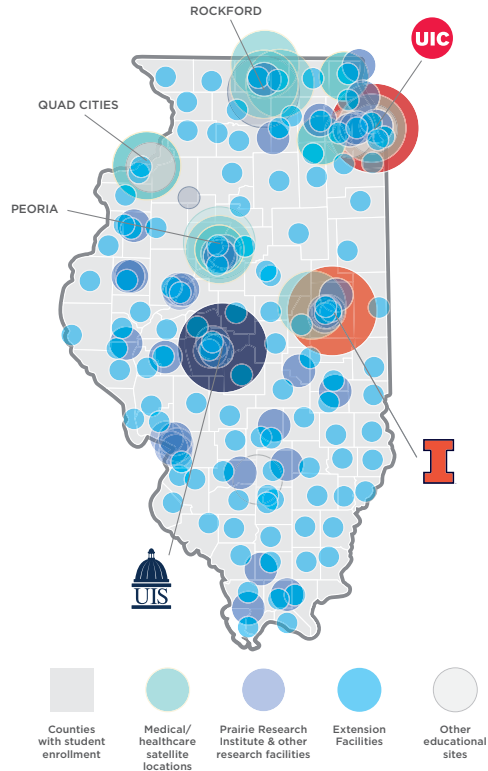
THE UNIVERSITY OF ILLINOIS SYSTEM is among the preeminent public university systems in the nation and the largest comprehensive system of higher education in Illinois.

Composed principally of its three best-in-class universities in Urbana-Champaign, Chicago, and Springfield, the U of I System is a powerhouse for education and discovery, and widely recognized as among the most innovative university systems in the world.

The U of I System boasts leading graduate and doctoral research centers, two medical schools, two law schools, world-class engineering and business colleges, top liberal arts colleges, an urban hospital system, regional health science campuses, and educational programs available to residents of all 102 Illinois counties.

In addition to its academic, research, public engagement, and healthcare missions, the U of I System is leading economic development efforts in the state of Illinois through unique partnerships such as the Illinois Innovation Network and the Discovery Partners Institute.

An extensive 2022 economic impact study shows the U of I System contributes \$19 billion annually to the state's economy. The system's impact supports nearly 164,200 jobs – which means one out of every 46 jobs in Illinois is supported by the activities of the universities and their students.



SYSTEM BY THE NUMBERS (FALL 2022)

Total Enrollment	94,861
Full-Time Equivalent Employees	
Faculty	6,497
Administrative and Professional	7,294
Support Staff	13,242
Graduate Assistant (headcount)	10,105
Degrees Awarded (2021-22)	24,763
Operating Budget*	\$7.65B
Separately Funded Research	\$1.09B
Living Alumni (Fall 2022)	827,972
Student Organizations	1,432

* Includes \$1.44 billion in payments made on behalf of the system for employee benefits and \$45.4 million for the Academic Facilities Maintenance Fund Assessment.

52% OF ALL STUDENTS ATTENDING ILLINOIS PUBLIC UNIVERSITIES ARE ENROLLED IN U OF I SYSTEM UNIVERSITIES

1 IN 46 ILLINOIS JOBS CONNECTED TO THE U OF I SYSTEM

77% GRADUATION RATE FOR THE SYSTEM: COMPARED TO THE NATIONAL AVERAGE OF 64%

94,000+ STUDENTS EDUCATED ANNUALLY

\$19B YEARLY CONTRIBUTION TO THE ILLINOIS ECONOMY

79% OF UNDERGRADS ARE ILLINOIS RESIDENTS

88% FIRST-YEAR RETENTION RATE

\$1.8B+ IN ANNUAL STUDENT AID AWARDED

\$1,090,000,000 TOTAL RESEARCH PORTFOLIO

TOP 25 REUTERS MOST INNOVATIVE UNIVERSITIES

BOARD OF TRUSTEES

Ramón Cepeda, Darien, 2027
Tami Craig Schilling, Okawville, 2027
Donald J. Edwards (Chair), Chicago, 2025
Joseph D. Gutman, Highland Park, 2025
Patricia Brown Holmes, Chicago, 2025
Naomi D. Jakobsson, Urbana, 2023
Stuart C. King, Champaign, 2023
Sarah C. Phalen, Springfield, 2027
Sylvia Puente, Chicago, 2023

Members are listed with home city and date of term expiration. Three student trustees, one from each university, are elected by the student body to one-year terms. The governor serves as an ex-officio member.

SYSTEM LEADERSHIP

Timothy L. Killeen, President
Avijit Ghosh, Interim Executive Vice President and Vice President for Academic Affairs
Robert J. Jones, Chancellor/Vice President University of Illinois Urbana-Champaign
Javier Reyes, Interim Chancellor/Vice President University of Illinois Chicago
Janet L. Gooch, Chancellor/Vice President University of Illinois Springfield
Thomas R. Bearrows, University Counsel
Paul Ellinger, Vice President, Chief Financial Officer and Comptroller
Gregory Knott, Secretary of the Board of Trustees and the University
Lester H. McKeever Jr., Treasurer of the Board of Trustees
Adrienne Nazon, Vice President of External Relations and Communications
Jay Walsh, Vice President of Economic Development and Innovation

OFFICER OF RELATED ORGANIZATION

James H. Moore, Jr., President/CEO
 University of Illinois Foundation



UNIVERSITY OF
ILLINOIS
URBANA - CHAMPAIGN

Founded in 1867 as one of America's original land-grant institutions, the University of Illinois Urbana-Champaign is consistently ranked as one of the top public research universities in the U.S.

56,000+

Students from 50 states and 100+ countries

#13

Ranked public university

500K+

Living alumni

BY THE NUMBERS (FALL 2022)

Full-Time Equivalent Employees

Faculty	3,264
Administrative and Professional	3,538
Support Staff	5,169
Graduate Assistant (headcount)	6,414
Degrees Awarded (2021-22)	15,212
Operating Budget*	\$3.29B
Separately Funded Research	\$611.5M

* Includes \$568.0 million in payments made for employee benefits and \$26.7 million for the Academic Facilities Maintenance Fund Assessment (AFMFA).

ENROLLMENT

	Headcount	Percent
Total	56,916	
Undergraduate	35,120	61.7%
Male	18,821	53.6%
Female	16,299	46.4%
Black	2,041	5.8%
Hispanic	4,720	13.4%
American Indian/Alaska Native	11	0.0%
Asian	7,608	21.7%
Native Hawaiian/Other Pacific Islander	11	0.0%
Two or More Races	1,240	3.5%
Graduate	20,476	36.0%
Professional	1,320	2.3%
Total Illinois Resident*	31,070	54.6%
Total Non-Resident*	13,055	22.9%
Total U.S. Non-Resident*	12,791	22.5%

* Based on address at time of application/admission.

ENROLLMENT BY ACADEMIC UNIT (FALL 2022)

College of Agricultural, Consumer & Environmental Sciences	3,428
College of Applied Health Sciences	2,618
Gies College of Business	9,438
College of Education	1,967
The Grainger College of Engineering	14,149
College of Fine & Applied Arts	2,502
Division of General Studies	2,230
Graduate College	14
School of Information Sciences	1,629
School of Labor and Employment Relations	293
College of Law	687
College of Liberal Arts & Sciences	14,795
College of Media	1,046
Carle Illinois College of Medicine	183
School of Social Work	737
College of Veterinary Medicine	734
Center for Innovation in Teaching & Learning	466




UNIVERSITY OF ILLINOIS CHICAGO

The University of Illinois Chicago is the largest and only public research university in Chicago. In the heart of one of the world's great cities, UIC is a world-class research institution with 16 academic colleges and an academic health enterprise, UI Health. The university serves nearly 34,000 students and is one of the most ethnically rich and culturally diverse campuses in the nation.

11TH

Among top performers in social mobility

47%

Of fall 2022 first-year freshmen are first-generation students

TOP 25

In ethnic diversity

BY THE NUMBERS (FALL 2022)

Full-Time Equivalent Employees

Faculty	2,994
Administrative and Professional Support Staff	3,001
Graduate Assistant (headcount)	3,409
Degrees Awarded (2021-22)	8,426
Operating Budget*	\$3.90B
Separately Funded Research	\$451.3M

* Includes \$795.7 million in payments made for employee benefits and \$17.7 million for the Academic Facilities Maintenance Fund Assessment.

ENROLLMENT	Headcount	Percent
Total	33,747	
Undergraduate	21,807	64.6%
Male	10,226	46.9%
Female	11,581	53.1%
Black	1,643	7.5%
Hispanic	7,853	36.0%
American Indian/Alaska Native	9	0.0%
Asian	4,545	20.8%
Native Hawaiian/Other Pacific Islander	5	0.0%
Two or More Races	639	2.9%
Graduate	7,861	23.3%
Professional	4,079	12.1%
Total Illinois Resident*	27,018	80.1%
Total Non-Resident*	2,466	7.3%
Total U.S. Non-Resident*	4,263	12.6%

* Based on address at time of application/admission.

ENROLLMENT BY ACADEMIC UNIT (FALL 2022)

College of Applied Health Sciences	2,053
College of Architecture, Design, and the Arts	1,389
College of Business Administration	5,114
College of Dentistry	465
College of Education	1,223
College of Engineering	5,744
Graduate College	167
School of Law	1,013
College of Liberal Arts and Sciences	10,596
College of Medicine	
Chicago	974
Peoria	230
Rockford	273
College of Nursing	1,560
College of Pharmacy	822
School of Public Health	959
Jane Addams College of Social Work	471
College of Urban Planning and Public Affairs	538
Extended Campus	156



UNIVERSITY OF ILLINOIS SPRINGFIELD

The University of Illinois Springfield is a regional university based in the capital city with a strong public affairs and liberal arts core. UIS recently announced the formation of a new College of Health, Science and Technology, as well as new schools of Communication and Media; Education; Public Management and Policy; Politics and International Affairs; Health Sciences; and Integrated Sciences, Sustainability and Public Health.

\$3.6M

Awarded in grants and scholarships

93%

Students employed after graduation

#1

Public regional university in Illinois

BY THE NUMBERS (FALL 2022)

Full-Time Equivalent Employees

Faculty	237
Administrative and Professional	185
Support Staff	330
Graduate Assistant (headcount)	268
Degrees Awarded (2021-22)	1,125
Operating Budget*	\$132.4M
Separately Funded Research	\$21.9M

* Includes \$29.9 million in payments made for employee benefits and \$1.0 million for the Academic Facilities Maintenance Fund Assessment.

ENROLLMENT (FALL 2022)	Headcount	Percent
Total	4,198	
Undergraduate	2,393	57.0%
Male	1,089	45.5%
Female	1,304	54.5%
Black	311	13.0%
Hispanic	259	10.8%
American Indian/Alaska Native	4	0.2%
Asian	94	3.9%
Native Hawaiian/Other Pacific Islander	2	0.1%
Two or More Races	90	3.8%
Graduate	1,805	43.0%
Total Illinois residents*	2,995	71.3%
Total Out-of-state residents*	558	13.3%
Total U.S. Non-Resident*	645	15.4%

* Based on address at time of application/admission.

ENROLLMENT BY ACADEMIC UNIT (FALL 2022)

College of Business and Management	1,139
College of Health, Science and Technology	1,630
College of Liberal Arts and Social Sciences	450
College of Public Affairs and Education	768
Non-degree Seeking and Undecided	211



The University of Illinois Hospital & Health Sciences System (UI Health) provides comprehensive care, education and research to train healthcare leaders and foster healthy communities in Illinois and beyond. Part of the University of Illinois Chicago (UIC), UI Health is an academic health enterprise that integrates the clinical activities of a 450-bed tertiary care hospital, 40-plus outpatient clinics, 13 federally qualified Mile Square Health Center locations, and the University of Illinois Cancer Center.

The clinical impact of UI Health includes patient care activities across the entire enterprise, including in FY2021-22:

671,126

**Hospital and
clinics patient
visits**

136,679

**Mile Square Health
Center patient
visits**

150,008

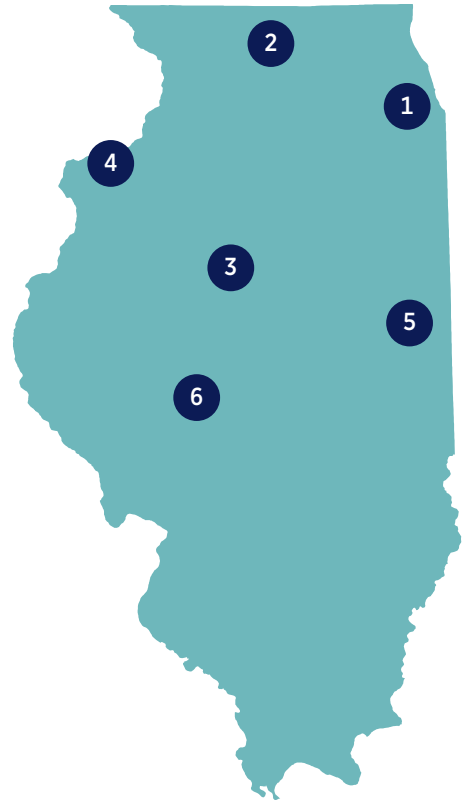
**UIC College of
Dentistry patient
visits**

With campuses in Chicago, Peoria, Quad Cities, Rockford, Springfield and Urbana, the health system also includes the academic and research activities of UIC's seven health science colleges.

The impact of UI Health on the state of Illinois is vast.

UI Health trained:

- 1 in 3 physicians
- Over 1 in 3 pharmacists
- More than 1 in 3 dentists
- Nearly 1 in 4 social workers



1 CHICAGO

- 7 Health Sciences Colleges
- UI Hospital & Clinics
- 13 Mile Square Health Center Sites
- UI Cancer Center

2 ROCKFORD

- College of Medicine
- College of Nursing
- College of Pharmacy
- Mile Square Health Center Site

3 PEORIA

- College of Medicine
- College of Nursing

4 QUAD CITIES

- College of Nursing

5 URBANA

- College of Nursing

6 SPRINGFIELD

- College of Nursing



The Illinois Innovation Network (IIN) drives inclusive and integrated research, innovation and economic development across Illinois. It is a system of 15 university-community-industry-based hubs throughout the state that work together to drive innovation along with economic and workforce development.

Led by the University of Illinois System in partnership with top regional and global research institutions, Chicago-based Discovery Partners Institute (DPI) trains people for in-demand tech jobs, funds and conducts applied research and development, and launches new businesses built on university technology.

\$500M

From the State of Illinois to build and renovate IIN facilities

\$900K+

Sustaining Illinois seed grants to 32 projects

\$500K

In follow-on funding for Sustaining Illinois seed grant projects

700+

Participants in DPI's tech talent programs in 2021-22

25

Science teams that convene interdisciplinary groups of researchers

4.8M+

Tests for COVID-19 conducted nationwide

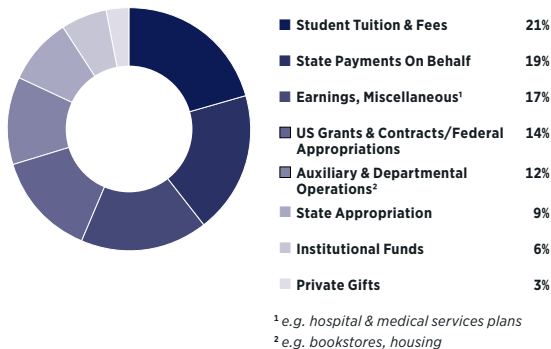
- 15 hubs across Illinois, including one at each public university
- 48,000 anticipated new jobs in the first 10 years after completion of construction
- 12 individuals and one team honored as IIN Innovators of the Year in 2021 and 2022
- 10 regionally focused Broadband READY planning teams organized through a partnership with Illinois Office of Broadband
- Three statewide research conferences focusing on sustainability and environmental issues

DPI, an Illinois Innovation Network hub, envisions a tech workforce as diverse as Chicago and Illinois. It works systematically with elementary and high school students, college and community college students, teachers and working professionals.

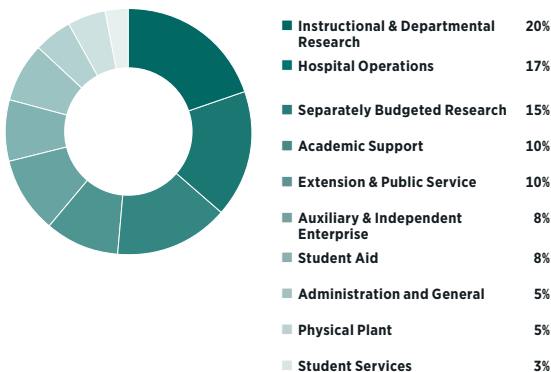
- 90+ locations statewide where DPI, with its partners, tests wastewater for COVID-19, giving the state an important early warning about outbreaks
- \$10 million in grants and contracts awarded in 2021-22 to DPI research efforts that support science in climate, health and wellness, information technology and more

The total FY 2023 operating budget* for the University of Illinois System is \$7.65 billion.

WHERE DOES THE MONEY COME FROM?



HOW IS THE MONEY SPENT?



* Includes \$1.44 billion in payments made on behalf of the system for employee benefits and \$45.4 million for the Academic Facilities Maintenance Fund Assessment.

	UIUC	UIC	UIS
Undergraduate in-state base tuition	\$12,474	\$10,970	\$9,645
Graduate in-state base tuition	\$13,440	\$12,166	\$7,974
Mandatory fees	\$4,664	\$4,796	\$4,634
On-campus housing	\$11,598	\$12,206	\$9,760

* Rates shown are base, in-state, two-semester rates for entering undergraduate and graduate students. Out-of-state, international, professional, and specific programmatic rates vary. Mandatory fees may vary by program and level. Housing rates vary based on room capacity and meal plans. For detailed information, visit the registrar websites at each university.

AFFORDABILITY

The U of I System is committed to holding the line on tuition and fulfilling its land-grant mission of access and affordability. Offering more grants and scholarships, our three universities are committed to widening doors of opportunity to more talented students.

THE ILLINOIS GUARANTEE

Incoming undergraduate students enrolled in a baccalaureate degree program, including transfer students, receive a four-year guaranteed lock on tuition rates.

AIM HIGH

High-achieving Illinois high school students have the opportunity to have tuition covered at each of the U of I System's three universities through a combination of state and university funds under the AIM HIGH program.



SUBSCRIBE TODAY

Sign up for **Stay Connected** to receive monthly highlights from the U of I System and our universities.

[GO.UILLINOIS.EDU/STAYCONNECTEDSUBSCRIBE](https://go.uillinois.edu/stayconnectedsubscribe)

BY THE NUMBERS

FINANCIAL AID

STUDENT AID
IN 2021-22

\$1.8B+

IN GIFT AID:
SCHOLARSHIPS, GRANTS,
FELLOWSHIPS, TUITION
AND FEE WAIVERS

57.5%

THROUGH
EMPLOYMENT
& LOANS

42.5%

AWARDS TO STUDENTS

246,891

STUDENT EARNINGS FROM
UNIVERSITY RELATED JOBS

\$257M+

PRIVATE GIVING

FISCAL YEAR 2022

\$371.5M

SEPARATE GIFTS

153,195

GIFT INCOME JULY 1, 2017,
TO JUNE 30, 2022

\$1.8B+

ADMISSIONS

Urbana-Champaign

Office of Admissions and Records, MC-061
901 W. Illinois St., Urbana, IL 61801
217-333-0302 | admissions.illinois.edu

Chicago

Office of Admissions and Records, MC-018
1200 W. Harrison St., Ste. 1100, Chicago, IL 60607
312-996-4350 | admissions.uic.edu

Springfield

Office of Admissions and Records, MS UHB 1080
One University Plaza, Springfield, IL 62703
217-206-4847 | uis.edu/admissions

AFFILIATES

University of Illinois Alumni Association

601 S. Lincoln Ave., Urbana, IL 61801
217-333-1471 | uiaa.org

University of Illinois Chicago Alumni Association

601 S. Morgan St., 2503 University Hall, Chicago, IL 60607
312-413-8272 | advance.uic.edu/alumni-association

University of Illinois Springfield Alumni Relations

One University Plaza, Springfield, IL 62703
217-206-6600 | uis.edu/advancement

University of Illinois Foundation

1305 W. Green St., Urbana, IL 61801
217-333-2962 | uif.uillinois.edu

Pocket Facts is produced by the Office of External Relations and Communications. Data is provided by the System Office for Planning and Budgeting. Photos courtesy of each university.

For additional copies or alternative formats,
email infosource@uillinois.edu.



**THREE UNIVERSITIES. ONE SYSTEM.
ALTOGETHER EXTRAORDINARY.™**



UNIVERSITY OF ILLINOIS SYSTEM



uillinois.edu