
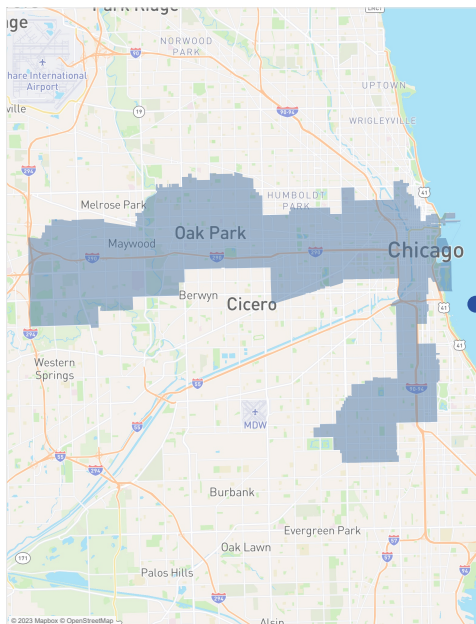


BY THE NUMBERS

CONGRESS DIST. 7



REP. DANNY K. DAVIS



STUDENTS ENROLLED LAST YEAR	4,104
UIUC: 1,546	UIC: 2,488 UIS: 70
FALL FRESHMEN (2022)	592
Applications: 3,349	Admitted: 2,117 (63%)
STUDENTS GRADUATED LAST YEAR	796
UIUC: 242	UIC: 538 UIS: 16
ALUMNI IN DISTRICT	36,773
EMPLOYEES IN DISTRICT	4,986
VENDORS IN DISTRICT OVER LAST 5 YEARS	2,603
Amount spent on vendor goods/services: \$839.2M	
CLIENTS SERVED BY SPECIALIZED CARE FOR CHILDREN	765
CLINIC/HOSPITAL PATIENTS	46,530

OUR SYSTEM-WIDE IMPACT

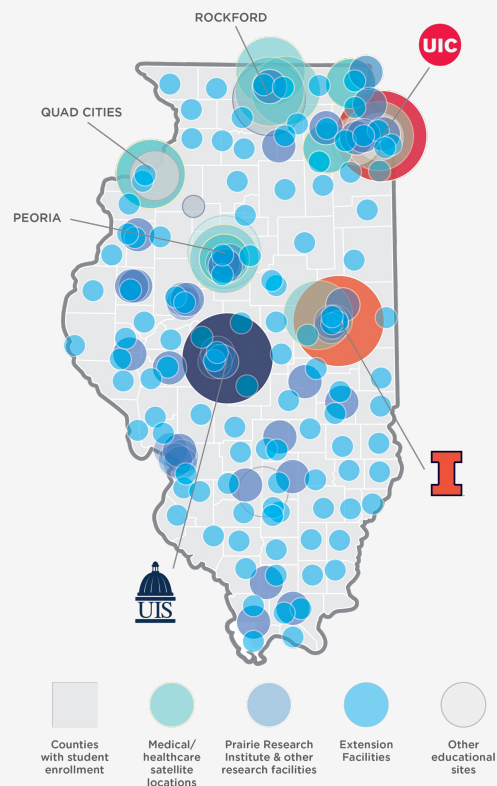
94,861
TOTAL STUDENTS

59,320
UNDERGRADUATES

ILLINOIS RESIDENTS **79%**

32% UNDERREPRESENTED MINORITIES

EDUCATION	
DEGREES AWARDED ANNUALLY	24,700
STEM DEGREES AWARDED ANNUALLY	11,500
DEGREE PROGRAMS	700
ALUMNI WORLDWIDE	820K+
RESEARCH & ECONOMIC DEVELOPMENT	
FEDERAL/STATE/PRIVATE FUNDING	\$1.23B
TECHNOLOGY DISCLOSURES	334
PATENTS ISSUED	102
ACTIVE STARTUPS	96
LICENSED & OPTIONED TECHNOLOGIES	82
PUBLIC SERVICE	
FIRE SERVICE INSTITUTE ENROLLMENTS	57,473
POLICE TRAINING INSTITUTE ENROLLMENTS	957
UNIVERSITY OUTREACH CONTACTS	2,143
EXTENSION CONTACTS	507,000
4-H PARTICIPANTS	132,628
PRAIRIE RESEARCH INSTITUTE ROI	5:1



QUESTIONS? CONTACT THE FEDERAL RELATIONS TEAM:

Paul Weinberger (paulw3@uillinois.edu) | Melissa Haas (mshaas@uillinois.edu)

UIUC | UNIVERSITY OF ILLINOIS SYSTEM

OFFICE OF GOVERNMENTAL RELATIONS

NOTE: Summary statistics current as of spring 2023