
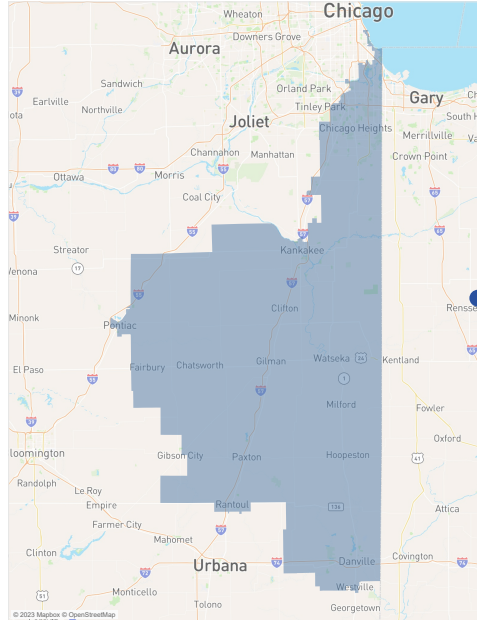


CONGRESS DIST. 2



REP. ROBIN KELLY



STUDENTS ENROLLED LAST YEAR	2,571
UIUC: 1,333	UIC: 1,125 UIS: 113
FALL FRESHMEN (2022)	399
Applications: 2,378	Admitted: 1,432 (60%)
STUDENTS GRADUATED LAST YEAR	495
UIUC: 276	UIC: 197 UIS: 22
ALUMNI IN DISTRICT	16,496
EMPLOYEES IN DISTRICT	2,257
VENDORS IN DISTRICT OVER LAST 5 YEARS	537
Amount spent on vendor goods/services: \$54.4M	
CLIENTS SERVED BY SPECIALIZED CARE FOR CHILDREN	992
CLINIC/HOSPITAL PATIENTS	16,084

OUR SYSTEM-WIDE IMPACT

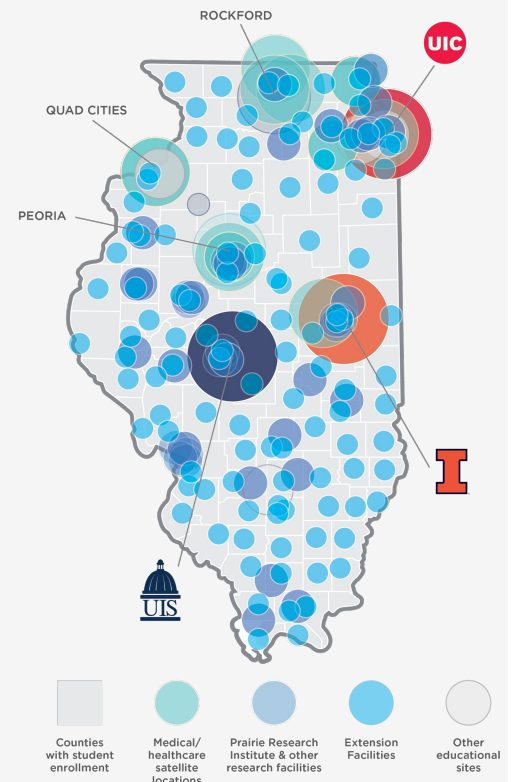
94,861
TOTAL STUDENTS

59,320
UNDERGRADUATES

ILLINOIS RESIDENTS **79%**

32% UNDERREPRESENTED MINORITIES

EDUCATION	
DEGREES AWARDED ANNUALLY	24,700
STEM DEGREES AWARDED ANNUALLY	11,500
DEGREE PROGRAMS	700
ALUMNI WORLDWIDE	820K+
RESEARCH & ECONOMIC DEVELOPMENT	
FEDERAL/STATE/PRIVATE FUNDING	\$1.23B
TECHNOLOGY DISCLOSURES	334
PATENTS ISSUED	102
ACTIVE STARTUPS	96
LICENSED & OPTIONED TECHNOLOGIES	82
PUBLIC SERVICE	
FIRE SERVICE INSTITUTE ENROLLMENTS	57,473
POLICE TRAINING INSTITUTE ENROLLMENTS	957
UNIVERSITY OUTREACH CONTACTS	2,143
EXTENSION CONTACTS	507,000
4-H PARTICIPANTS	132,628
PRAIRIE RESEARCH INSTITUTE ROI	5:1



QUESTIONS? CONTACT THE FEDERAL RELATIONS TEAM:

Paul Weinberger (paulw3@uillinois.edu) | Melissa Haas (mshaas@uillinois.edu)