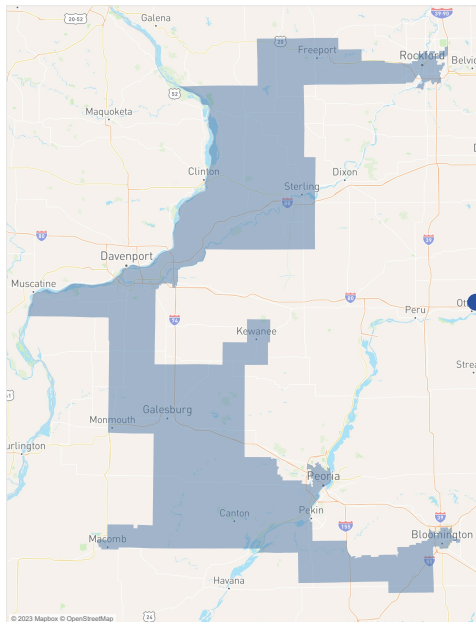
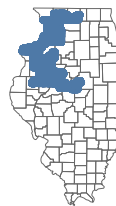


BY THE NUMBERS

CONGRESS DIST. 17



STUDENTS ENROLLED LAST YEAR	1,283
UIUC: 827 UIC: 290 UIS: 166	
FALL FRESHMEN (2022)	136
Applications: 653 Admitted: 452 (69%)	
STUDENTS GRADUATED LAST YEAR	283
UIUC: 171 UIC: 81 UIS: 31	
ALUMNI IN DISTRICT	11,253
EMPLOYEES IN DISTRICT	853
VENDORS IN DISTRICT OVER LAST 5 YEARS	788
Amount spent on vendor goods/services: \$235.3M	
CLIENTS SERVED BY SPECIALIZED CARE FOR CHILDREN	770
CLINIC/HOSPITAL PATIENTS	5,283

OUR SYSTEM-WIDE IMPACT

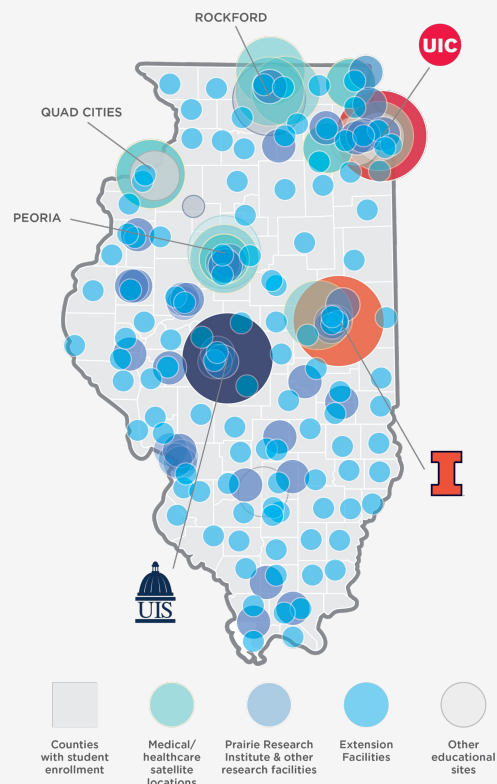
94,861
TOTAL STUDENTS

59,320
UNDERGRADUATES

ILLINOIS RESIDENTS **79%**

32% UNDERREPRESENTED MINORITIES

EDUCATION	
DEGREES AWARDED ANNUALLY	24,700
STEM DEGREES AWARDED ANNUALLY	11,500
DEGREE PROGRAMS	700
ALUMNI WORLDWIDE	820K+
RESEARCH & ECONOMIC DEVELOPMENT	
FEDERAL/STATE/PRIVATE FUNDING	\$1.23B
TECHNOLOGY DISCLOSURES	334
PATENTS ISSUED	102
ACTIVE STARTUPS	96
LICENSED & OPTIONED TECHNOLOGIES	82
PUBLIC SERVICE	
FIRE SERVICE INSTITUTE ENROLLMENTS	57,473
POLICE TRAINING INSTITUTE ENROLLMENTS	957
UNIVERSITY OUTREACH CONTACTS	2,143
EXTENSION CONTACTS	507,000
4-H PARTICIPANTS	132,628
PRAIRIE RESEARCH INSTITUTE ROI	5:1



QUESTIONS? CONTACT THE FEDERAL RELATIONS TEAM:

Paul Weinberger (paulw3@uillinois.edu) | Melissa Haas (mshaas@uillinois.edu)