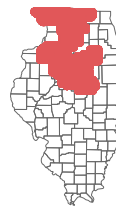
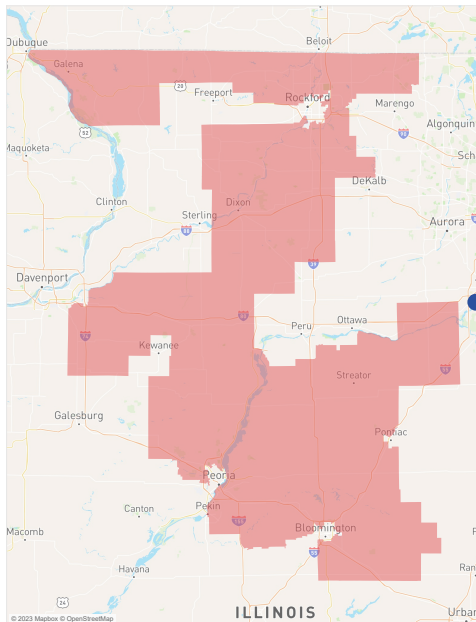


BY THE NUMBERS

# CONGRESS DIST. 16



**REP. DARIN LAHOOD**  
University of Illinois System Alum



STUDENTS ENROLLED LAST YEAR			2,096
UIUC: 1,471	UIC: 388	UIS: 237	
FALL FRESHMEN (2022)			268
Applications: 1,271	Admitted: 904 (71%)		
STUDENTS GRADUATED LAST YEAR			506
UIUC: 353	UIC: 101	UIS: 52	
ALUMNI IN DISTRICT			18,420
EMPLOYEES IN DISTRICT			1,392
VENDORS IN DISTRICT OVER LAST 5 YEARS			586
Amount spent on vendor goods/services: \$77.8M			
CLIENTS SERVED BY SPECIALIZED CARE FOR CHILDREN			743
CLINIC/HOSPITAL PATIENTS			2,698

## OUR SYSTEM-WIDE IMPACT

**94,861**

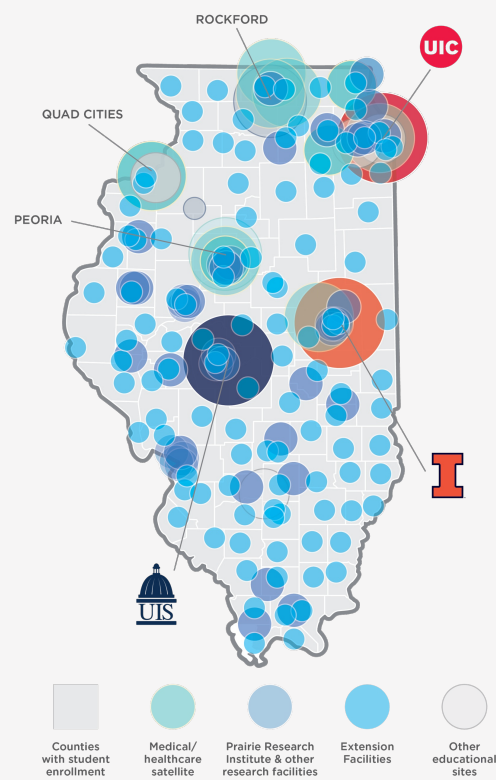
TOTAL STUDENTS



ILLINOIS RESIDENTS **79%**

**32%** UNDERREPRESENTED MINORITIES

EDUCATION	
DEGREES AWARDED ANNUALLY	24,700
STEM DEGREES AWARDED ANNUALLY	11,500
DEGREE PROGRAMS	700
ALUMNI WORLDWIDE	820K+
RESEARCH & ECONOMIC DEVELOPMENT	
FEDERAL/STATE/PRIVATE FUNDING	\$1.23B
TECHNOLOGY DISCLOSURES	334
PATENTS ISSUED	102
ACTIVE STARTUPS	96
LICENSED & OPTIONED TECHNOLOGIES	82
PUBLIC SERVICE	
FIRE SERVICE INSTITUTE ENROLLMENTS	57,473
POLICE TRAINING INSTITUTE ENROLLMENTS	957
UNIVERSITY OUTREACH CONTACTS	2,143
EXTENSION CONTACTS	507,000
4-H PARTICIPANTS	132,628
PRAIRIE RESEARCH INSTITUTE ROI	5:1



**QUESTIONS? CONTACT THE FEDERAL RELATIONS TEAM:**

Paul Weinberger (paulw3@uillinois.edu) | Melissa Haas (mshaas@uillinois.edu)



UNIVERSITY OF ILLINOIS SYSTEM

OFFICE OF GOVERNMENTAL RELATIONS

NOTE: Summary statistics current as of spring 2023