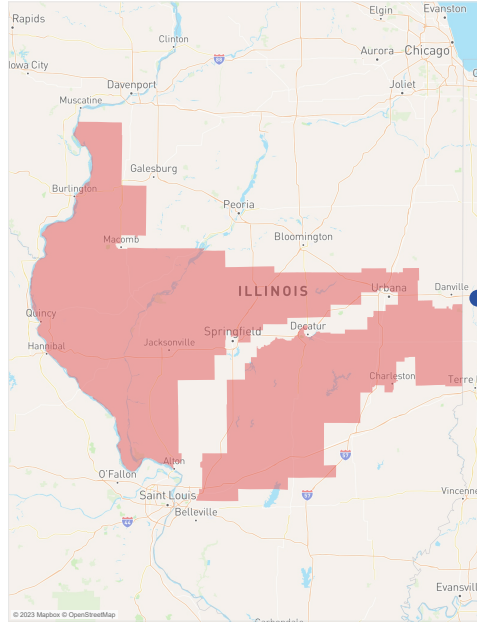
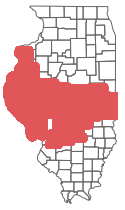


BY THE NUMBERS

# CONGRESS DIST. 15



<b>STUDENTS ENROLLED LAST YEAR</b>	<b>2,470</b>
UIUC: 1,425	UIC: 179
UIS: 866	
<b>FALL FRESHMEN (2022)</b>	<b>224</b>
Applications: 899	Admitted: 688 (77%)
<b>STUDENTS GRADUATED LAST YEAR</b>	<b>637</b>
UIUC: 375	UIC: 35
UIS: 227	
<b>ALUMNI IN DISTRICT</b>	<b>24,580</b>
<b>EMPLOYEES IN DISTRICT</b>	<b>3,812</b>
<b>VENDORS IN DISTRICT OVER LAST 5 YEARS</b>	<b>910</b>
Amount spent on vendor goods/services: \$60.2M	
<b>CLIENTS SERVED BY SPECIALIZED CARE FOR CHILDREN</b>	<b>1,022</b>
<b>CLINIC/HOSPITAL PATIENTS</b>	<b>175</b>

## OUR SYSTEM-WIDE IMPACT

**94,861**  
TOTAL STUDENTS

**59,320**  
UNDERGRADUATES

ILLINOIS RESIDENTS **79%**

**32%** UNDERREPRESENTED MINORITIES

### EDUCATION

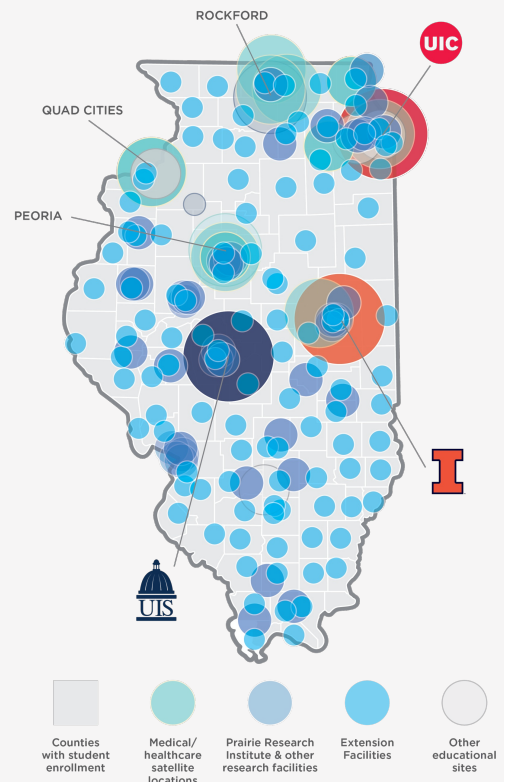
<b>DEGREES AWARDED ANNUALLY</b>	<b>24,700</b>
<b>STEM DEGREES AWARDED ANNUALLY</b>	<b>11,500</b>
<b>DEGREE PROGRAMS</b>	<b>700</b>
<b>ALUMNI WORLDWIDE</b>	<b>820K+</b>

### RESEARCH & ECONOMIC DEVELOPMENT

<b>FEDERAL/STATE/PRIVATE FUNDING</b>	<b>\$1.23B</b>
<b>TECHNOLOGY DISCLOSURES</b>	<b>334</b>
<b>PATENTS ISSUED</b>	<b>102</b>
<b>ACTIVE STARTUPS</b>	<b>96</b>
<b>LICENSED &amp; OPTIONED TECHNOLOGIES</b>	<b>82</b>

### PUBLIC SERVICE

<b>FIRE SERVICE INSTITUTE ENROLLMENTS</b>	<b>57,473</b>
<b>POLICE TRAINING INSTITUTE ENROLLMENTS</b>	<b>957</b>
<b>UNIVERSITY OUTREACH CONTACTS</b>	<b>2,143</b>
<b>EXTENSION CONTACTS</b>	<b>507,000</b>
<b>4-H PARTICIPANTS</b>	<b>132,628</b>
<b>PRAIRIE RESEARCH INSTITUTE ROI</b>	<b>5:1</b>



**QUESTIONS? CONTACT THE FEDERAL RELATIONS TEAM:**

Paul Weinberger (paulw3@uillinois.edu) | Melissa Haas (mshaas@uillinois.edu)

**UNIVERSITY OF ILLINOIS SYSTEM**

OFFICE OF GOVERNMENTAL RELATIONS

NOTE: Summary statistics current as of spring 2023