

UNIVERSITY OF ILLINOIS SYSTEM

POCKET FACTS 2020



UNIVERSITY OF ILLINOIS SYSTEM

Altogether Extraordinary™

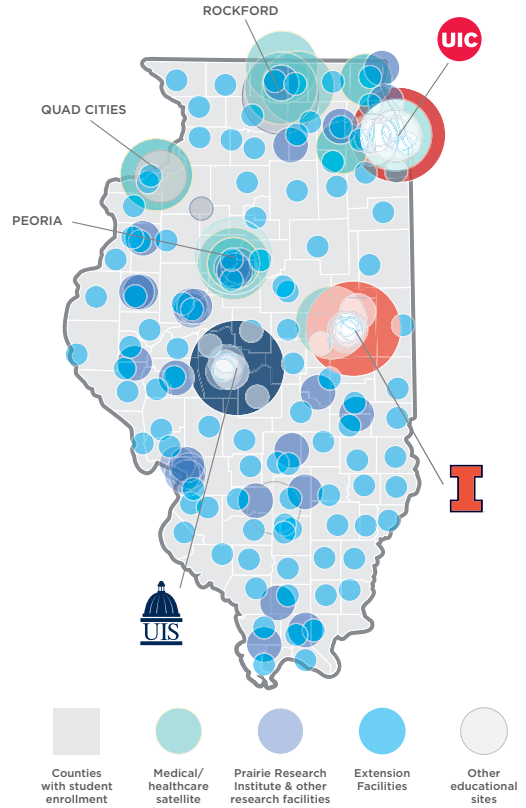
THE UNIVERSITY OF ILLINOIS SYSTEM

THE UNIVERSITY OF ILLINOIS SYSTEM IS AMONG THE PREEMINENT PUBLIC UNIVERSITY SYSTEMS IN THE NATION AND THE LARGEST COMPREHENSIVE SYSTEM OF HIGHER EDUCATION IN ILLINOIS.

Composed principally of its three best-in-class universities in Urbana-Champaign, Chicago, and Springfield, the U of I System is a powerhouse for education and discovery, and widely recognized as among the most innovative university systems in the world.

The U of I System boasts leading graduate and doctoral research centers, two medical schools, two law schools, world-class engineering and business colleges, top liberal arts colleges, an urban hospital system, regional health science campuses, and educational programs available to residents of all 102 Illinois counties.

In addition to its academic, research, public engagement, and healthcare missions, the U of I System is leading economic development efforts in the state of Illinois through unique partnerships such as the Illinois Innovation Network and the Discovery Partners Institute.



SYSTEM BY THE NUMBERS (FALL 2019)

Total Enrollment	89,270
Full-Time Equivalent Employees	
Faculty	6,415
Administrative and Professional	7,599
Support Staff	12,121
Graduate Assistant (headcount)	9,611
Degrees Awarded (2018-19)	22,688
Operating Budget*	\$6.97B
Separately Funded Research	\$788.8M
Living Alumni (Fall 2019)	755,188
Student Organizations	2,412

* Includes \$1.72 billion in payments made on behalf of the System for employee benefits and \$42.9 million for the Academic Facilities Maintenance Fund Assessment (AFMFA)

54% OF ALL ILLINOIS PUBLIC COLLEGE STUDENTS ARE ENROLLED IN THE U OF I SYSTEM

1 IN 46 ILLINOIS JOBS CONNECTED TO THE U OF I SYSTEM

77% GRADUATION RATE FOR THE SYSTEM: COMPARED TO THE NATIONAL AVERAGE OF 60%

89,000+ STUDENTS EDUCATED ANNUALLY

\$17.5B+ YEARLY CONTRIBUTION TO THE ILLINOIS ECONOMY

80% OF UNDERGRADS ARE ILLINOIS RESIDENTS

88% FIRST-YEAR RETENTION RATE

\$1.5B IN ANNUAL STUDENT AID AWARDED

\$1B TOTAL RESEARCH PORTFOLIO

TOP 25 AMONG THE WORLD'S MOST INNOVATIVE UNIVERSITIES

800 COMMUNITY & PUBLIC SERVICE PROGRAMS

BOARD OF TRUSTEES

Ramón Cepeda, Darien, 2021
Kareem Dale, Chicago, 2023
Donald J. Edwards (Chair), Chicago, 2025
Ricardo Estrada, Chicago, 2025
Patricia Brown Holmes, Chicago, 2025
Naomi Jakobsson, Urbana, 2023
Stuart C. King, Champaign, 2023
Edward L. McMillan, Greenville, 2021
Jill B. Smart, Downers Grove, 2021

Members are listed with home city and date of term expiration. Three student trustees, one from each university, are elected by the student body to one year terms. The governor serves as an ex officio member.

EXECUTIVE OFFICERS

Timothy L. Killeen, President
Barbara J. Wilson, Executive Vice President and Vice President for Academic Affairs
Robert J. Jones, Chancellor/Vice President University of Illinois at Urbana-Champaign
Michael D. Amiridis, Chancellor/Vice President University of Illinois at Chicago
Susan J. Koch, Chancellor/Vice President University of Illinois at Springfield
Thomas R. Bearrows, University Counsel
Avijit Ghosh, Vice President, Chief Financial Officer and Comptroller
H. Edward Seidel, Vice President of Economic Development and Innovation
Dedra M. Williams, Secretary of the Board of Trustees and the University

OFFICERS OF AFFILIATE ORGANIZATIONS

James H. Moore, Jr., President/CEO University of Illinois Foundation
Jennifer Dillavou, President University of Illinois Alumni Alliance

I Founded in 1867 as one of America's original land-grant institutions, the University of Illinois at Urbana-Champaign is consistently ranked as one of the top public research universities in the U.S.

- 17 colleges and instructional units
- 250+ programs of study
- 1,900+ student organizations
- 21 NCAA Division I athletic teams

BY THE NUMBERS (FALL 2019)

Full-Time Equivalent Employees

Faculty	3,222
Administrative and Professional Support Staff	4,145
Graduate Assistant (headcount)	4,457
Degrees Awarded (2018-19)	6,039
Operating Budget*	13,410
Separately Funded Research	\$3.1B
	\$484.9M

* Includes \$694.2 million in payments made for employee benefits and \$24.2 million for the Academic Facilities Maintenance Fund Assessment (AFMFA)

ENROLLMENT

	Headcount	Percent
Total	51,605	
Undergraduate	34,120	66.1%
Male	18,352	53.8%
Female	15,768	46.2%
Black	2,127	6.2%
Hispanic	4,320	12.7%
American Indian/Alaskan Native	9	0.0%
Asian	6,467	19.0%
Native Hawaiian/Pacific Islander	21	0.1%
Two or more races	1,147	3.4%
Graduate	16,429	31.8%
Professional	1,056	2.0%
Illinois Residents*	30,004	58.1%
Out-of-State Residents*	10,194	19.8%
International*	11,407	22.1%

* Based on permanent home address



ENROLLMENT BY ACADEMIC UNIT (FALL 2019)

College of Agricultural, Consumer & Environmental Sciences	3,546
College of Applied Health Sciences	2,374
Gies College of Business	7,258
College of Education	1,747
Grainger College of Engineering	11,600
College of Fine and Applied Arts	2,497
Division of General Studies	2,765
Graduate College	58
School of Information Sciences	841
School of Labor & Employment Relations	260
College of Law	522
College of Liberal Arts & Sciences	14,891
College of Media	1,150
Carle Illinois College of Medicine	61
School of Social Work	650
College of Veterinary Medicine	636
Center for Innovation in Teaching & Learning	749

The University of Illinois at Urbana-Champaign is ranked **#14 among public universities** according to U.S. News & World Report rankings, and is a **Top 20 Best College for Your Money** according to Money magazine.

The Siebel Center for Design will be a new multidisciplinary learning hub for design thinking, bringing together faculty and students from engineering, art, industrial design, business, and others to model collaboration for the real world.

A new academic and research **Data Science Center** will serve as an incubator of data science education programs and research collaboration among academic units in “big data.”



The Discovery Partners Institute (DPI) is a purpose-driven, collaborative research institute located in Chicago designed to address grand challenges, retain and attract talent, and drive economic vitality in Chicago, the state of Illinois, and beyond.

Led by the U of I System and its three universities – along with Northwestern University, the University of Chicago, Illinois Institute of Technology, Argonne, and a network of leading international universities – DPI will forge a new blueprint for university-industry-community partnerships.



COLLABORATE



INNOVATE



BUILD

With a \$500 million capital appropriation from the state of Illinois for a facility in Chicago and Illinois Innovation Network hubs across the state, as well as a partnership with Chicago’s P33 initiative, DPI will advance Chicago and Illinois as a global center for R&D and talent.



The Illinois Innovation Network (IIN) will link universities, communities, and industry to drive innovation and economic development throughout the state.

IIN hubs, based at all of the state’s public universities, will spur economic development through research, corporate and public-private partnerships, workforce training programs, and entrepreneurship initiatives. Hubs will focus on areas including food systems, water, rural healthcare, aging, environmental sustainability, and technology.



The University of Illinois at Chicago is the city's **only public research university** and is one of the most ethnically and culturally diverse college campuses nationwide.

- 16 colleges and instructional units
- 260+ programs of study
- 400+ student organizations
- 16 NCAA Division I athletic teams

BY THE NUMBERS (FALL 2019)

Full-Time Equivalent Employees

Faculty	2,949
Administrative and Professional Support Staff	2,736
Graduate Assistant (headcount)	7,008
Degrees Awarded (2018-19)	3,290
Operating Budget*	7,975
Separately Funded Research	\$3.51B
	\$290.1M

* Includes \$919.9 million in payments made for employee benefits and \$17.7 million for the Academic Facilities Maintenance Fund Assessment (AFMFA)

ENROLLMENT

	Headcount	Percent
Total	33,390	
Undergraduate	21,641	64.8%
Male	10,439	48.2%
Female	11,202	51.8%
Black	1,637	7.6%
Hispanic	7,297	33.7%
American Indian/Alaskan Native	9	0.0%
Asian	4,444	20.5%
Native Hawaiian/Pacific Islander	8	0.0%
Two or more races	637	2.9%
Graduate	7,639	22.9%
Professional	4,110	12.3%
Illinois Residents*	26,474	79.3%
Out-of-State Residents*	2,981	8.9%
International*	3,935	11.8%

* Based on permanent home address





ENROLLMENT BY ACADEMIC UNIT (FALL 2019)

College of Applied Health Sciences	2,192
College of Architecture, Design, and the Arts	1,376
College of Business Administration	4,305
College of Dentistry	466
College of Education	1,096
College of Engineering	5,425
Graduate College	196
UIC John Marshall Law School	1,066
College of Liberal Arts & Sciences	11,479
College of Medicine	
at Chicago	976
at Peoria	245
at Rockford	252
at Urbana-Champaign	40
College of Nursing	1,516
College of Pharmacy	870
School of Public Health	785
Jane Addams College of Social Work	494
College of Urban Planning and Public Affairs	499
Extended Campus	112

UIC is the only Illinois university ranked among the **10 best value colleges in the nation** by the Wall Street Journal and Times Higher Education.

The **UIC John Marshall Law School** became the university's 16th college in 2019, establishing Chicago's first and only public law school.

West Loop Innovations, a UIC and Deerfield Management collaboration, was created with a \$65 million investment by Deerfield to help the university commercialize new drugs.



Dedicated to the pursuit of health equity, UI Health provides comprehensive care, education, and research to foster healthy

communities throughout Illinois and train the next generations of healthcare leaders.

UI Health is an academic health enterprise that comprises the clinical services of the University of Illinois Hospital & Clinics and the seven UIC health science colleges. By delivering high-quality care for all, while providing access for our patients to innovative education and translational research, UI Health improves the health and well-being for the state of Illinois and beyond.

- More than 40 care locations throughout the state, including a 465-bed hospital, 21 outpatient clinics, and 11 federally qualified Mile Square Health Centers
- 18,824 inpatient discharges
- 514,013 outpatient clinic visits
- 1,054 physicians/advanced practitioners
- 48,224 emergency department visits
- 2,185 deliveries

The **University of Illinois Cancer Center** is a public university-based cancer center that pursues community-based research and practices that explore the understanding and the totality of issues that cause cancer.

UI Health is a local partner in the **All of Us Research Program**, a National Institutes of Health initiative to create the largest-ever health database to help speed up health research and medical breakthroughs.

With experts in **ophthalmology, stroke, and transplant**, UI Health is one of the state's top destinations for specialized care.



The University of Illinois at Springfield is a regional university that emphasizes liberal arts and a broad engagement in public affairs issues. UIS is also a recognized leader in online education.

- 4 academic colleges
- 31 undergraduate and 21 graduate degrees
- 70+ student organizations
- 15 NCAA Division II athletic teams

BY THE NUMBERS (FALL 2019)

Full-Time Equivalent Employees

Faculty	241
Administrative and Professional	213
Support Staff	310
Graduate Assistant (headcount)	267
Degrees Awarded (2018-19)	1,303
Operating Budget*	\$131.7M
Separately Funded Research (2018-19)	\$11.8M

* Includes \$40.9 million in payments made for employee benefits and \$1.0 million for the Academic Facilities Maintenance Fund Assessment (AFMFA)

ENROLLMENT

	Headcount	Percent
Total	4,275	
Undergraduate	2,674	62.5%
Male	1,305	48.8%
Female	1,369	51.2%
Black	383	14.3%
Hispanic	279	10.4%
American Indian/Alaskan Native	5	0.2%
Asian	99	3.7%
Native Hawaiian/Pacific Islander	2	0.1%
Two or more races	107	4.0%
Graduate	1,601	37.5%
Illinois Residents*	3,276	76.6%
Out-of-State Residents*	626	14.6%
International*	373	8.7%

* Based on permanent home address



ENROLLMENT BY ACADEMIC UNIT (FALL 2019)

College of Business and Management	936
College of Education and Human Services	359
College of Liberal Arts and Sciences	1,968
College of Public Affairs and Administration	738
Non-degree Seeking/Undecided	274



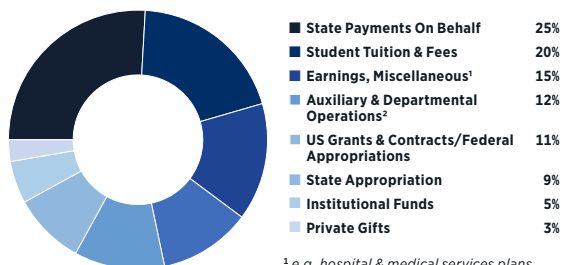
UIS is ranked fourth best public university in the Midwest Regional category and top public regional university in Illinois by **U.S. News & World Report** in the 2020 rankings.

The Graduate Public Service Internship Program is ranked as one of Illinois' premier governmental internship programs.

Innovate Springfield is the capital's first and only university-led social innovation and business incubator.

The total FY 2020 operating budget* for the University of Illinois System is \$6.97 billion.

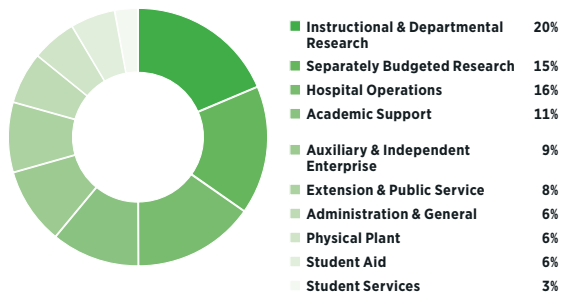
WHERE DOES THE MONEY COME FROM?



¹ e.g. hospital & medical services plans

² e.g. bookstores, housing

HOW IS THE MONEY SPENT?



* Includes \$1.7 billion in payments made on behalf of the System for employee benefits and \$42.9 million for the Academic Facilities Maintenance Fund Assessment (AFMFA)

	URBANA	UIC	UIS
Undergraduate Tuition	\$12,036	\$10,584	\$9,405
Graduate Tuition	\$12,942	\$11,660	\$7,896
Mandatory Fees	\$4,174	\$4,636	\$4,140
On-campus Housing	\$10,774	\$11,260	\$9,760

Rates shown are base, in-state, two-semester rates for entering undergraduate and graduate students. Out-of-state, international, professional, and specific programmatic rates vary. Mandatory fees may vary by program and level. Housing rates vary based on room capacity and meal plans. For detailed information, visit the registrar websites at each university.

AFFORDABILITY

Tuition for the 2019-2020 academic year was frozen for in-state freshmen for the fifth straight year to increase access and affordability.

THE ILLINOIS GUARANTEE

Incoming in-state freshmen receive a guaranteed-tuition lock on rates for all four years they attend.

AIM HIGH

High-achieving Illinois high school students have the opportunity to have tuition covered at each of the U of I System's three universities through a combination of state and university funds under the AIM HIGH program.

ILLINOIS COMMITMENT

A new financial-aid program at Urbana-Champaign for qualified in-state students is covering tuition and fees for those whose family income is less than \$61,000 a year.

FINANCIAL

AID

STUDENT AID IN 2017-18

\$1.5+ BILLION

51.7% IS "GIFT" AID: SCHOLARSHIPS,
GRANTS, FELLOWSHIPS, TUITION
AND FEE WAIVERS48.3% THROUGH EMPLOYMENT
& LOANS | 181,433 AWARDS TO
STUDENTS\$211.9M STUDENT EARNINGS
FROM UNIVERSITY-RELATED
JOBSPRIVATE
GIVING

FISCAL YEAR 2019

\$298.7 MILLION

GIFT INCOME JULY 1, 2014 TO
JUNE 30, 2019 | \$1.36B | SEPARATE
GIFTS | 145,293

ADMISSIONS

Urbana Campaign

Office of Admissions and Records, MC 061
901 W. Illinois St., Urbana, IL 61801
217 333 0302 | admissions.illinois.edu

Chicago

Office of Admissions and Records, MC 018
1200 W. Harrison St., Ste. 1100, Chicago, IL 60607
312 996 4350 | admissions.uic.edu

Springfield

Office of Admissions and Records, MS UHB 1080
One University Plaza, Springfield, IL 62703
217 206 4847 | uis.edu/admissions

AFFILIATES

University of Illinois Alumni Alliance

601 S. Lincoln Ave., Urbana, IL 61801
217 333 1471 | uialumni.alliance.org

University of Illinois Foundation

1305 W. Green St., Urbana, IL 61801
217 333 2962 | uif.uillinois.edu

Pocket Facts is produced by the System Office for University Relations. Data is provided by the System Office for Planning and Budgeting. Photos courtesy of each university.

For additional copies or alternative formats, email infosource@uillinois.edu.



URBANA CHAMPAIGN



CHICAGO



SPRINGFIELD

**THREE UNIVERSITIES. ONE SYSTEM.
ALTOGETHER EXTRAORDINARY.™**



UNIVERSITY OF ILLINOIS SYSTEM

UILLINOIS.EDU

