

2024

UNIVERSITY OF ILLINOIS SYSTEM

# POCKET FACTS



UNIVERSITY OF ILLINOIS SYSTEM

Altogether Extraordinary™



# THE UNIVERSITY OF ILLINOIS SYSTEM

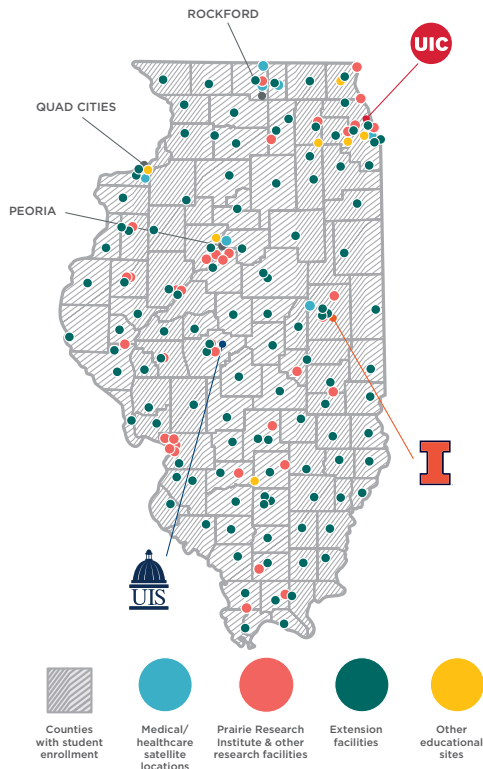
**THE UNIVERSITY OF ILLINOIS SYSTEM is among the preeminent public university systems in the nation and the largest comprehensive system of higher education in Illinois.**

Composed principally of its three best-in-class universities in Urbana-Champaign, Chicago, and Springfield, the U of I System is a powerhouse for education and discovery, and widely recognized as among the most innovative university systems in the world.

The U of I System boasts leading graduate and doctoral research centers, two medical schools, two law schools, world-class engineering and business colleges, top liberal arts colleges, an urban hospital system, regional health science campuses, and educational programs available to residents of all 102 Illinois counties.

In addition to its academic, research, public engagement, and healthcare missions, the U of I System is leading economic development efforts in the state through the Illinois Innovation Network and the Discovery Partners Institute.

An extensive 2022 economic impact study shows the U of I System contributes \$19 billion annually to the state's economy. The system's impact supports nearly 164,200 jobs – which means one out of every 46 jobs in Illinois is supported by the activities of the universities and their students.



## SYSTEM BY THE NUMBERS (FALL 2023)

<b>Total Enrollment</b>	<b>94,746</b>
Full-Time Equivalent Employees	
Faculty	6,804
Administrative and Professional Support Staff	14,079
Graduate Assistant (headcount)	10,271
Degrees Awarded (2022-23)	27,106
Operating Budget*	\$7.81B
Separately Funded Research	\$1.03B
Living Alumni (Fall 2023)	849,635
Student Organizations	1,530

\* Includes \$1.32 billion in payments made on behalf of the system for employee benefits and \$49.5 million for the Academic Facilities Maintenance Fund Assessment.

# OUR IMPACT

Yearly contribution to the Illinois economy **\$19B+**

Illinois jobs connected to the U of I System **1 in 46**

Total research portfolio **\$1B+**

Counties in Illinois *(and the system has students from all of them)* **102**

Percentage of undergraduate students who are Illinois residents **79%**

Percentage of students attending Illinois public universities who are enrolled in U of I System universities **52%**

Percentage of resident undergraduates who pay less than \$3,000 per semester **50%**

Percentage of undergraduate students who identify as an underrepresented minority **32%**

Alumni living in Illinois **400,000+**

Alumni across the world **800,000+**

## Board of Trustees

**Carolyn Blackwell**, Champaign, 2029  
**Ramón Cepeda**, Darien, 2027  
**Tami Craig Schilling**, Okawville, 2027  
**Donald J. Edwards** (Chair), Chicago, 2025  
**Joseph D. Gutman**, Highland Park, 2025  
**Patricia Brown Holmes**, Chicago, 2025  
**Wilbur C. Milhouse III**, Chicago, 2029  
**Sarah C. Phalen**, Springfield, 2027  
**Jesse H. Ruiz**, Chicago, 2029

Members are listed with home city and date of term expiration. Three student trustees, one from each university, are elected by the student body to one-year terms. The governor serves as an ex-officio member.

## SYSTEM LEADERSHIP

**Timothy L. Killeen**, President  
**Nicholas P. Jones**, Executive Vice President and Vice President for Academic Affairs  
**Janet L. Gooch**, Chancellor/Vice President University of Illinois Springfield  
**Robert J. Jones**, Chancellor/Vice President University of Illinois Urbana-Champaign  
**Marie Lynn Miranda**, Chancellor/Vice President University of Illinois Chicago  
**Thomas R. Bearrows**, University Counsel  
**Paul Ellinger**, Vice President, Chief Financial Officer and Comptroller  
**Lester H. McKeever Jr.**, Treasurer of the Board of Trustees  
**Adrienne Nazon**, Vice President of External Relations and Communications  
**Jeffrey Stein**, Secretary of the Board of Trustees and the University  
**Jay Walsh**, Vice President of Economic Development and Innovation

## OFFICER OF RELATED ORGANIZATION

**James H. Moore, Jr.**, President/CEO  
 University of Illinois Foundation



UNIVERSITY OF  
**ILLINOIS**  
URBANA-CHAMPAIGN

Founded in 1867 as one of America's original land-grant institutions, the University of Illinois Urbana-Champaign is consistently ranked as one of the top public research universities in the U.S.

**56,000+**

Students from 50  
states and 100+  
countries

**#12**

Ranked public  
university

**500K+**

Living  
alumni

### BY THE NUMBERS (FALL 2023)

#### Full-Time Equivalent Employees

Faculty	3,411
Administrative and Professional	3,613
Support Staff	5,689
Graduate Assistant (headcount)	6,478
Degrees Awarded (2022-23)	16,803
Operating Budget*	\$3.36B
Separately Funded Research	\$602.3M

\* Includes \$517.8 million in payments made for employee benefits and \$28.2 million for the Academic Facilities Maintenance Fund Assessment.

### ENROLLMENT (FALL 2023)

	Headcount	Percent
<b>Total</b>	<b>56,563</b>	
Undergraduate	35,564	62.9%
Male	18,810	52.9%
Female	16,754	47.1%
Black	1,955	5.5%
Hispanic	4,843	13.6%
American Indian/Alaska Native	10	0.0%
Asian	8,000	22.5%
Native Hawaiian/Other Pacific Islander	13	0.0%
Two or More Races	1,364	3.8%
Graduate	19,622	34.7%
Professional	1,377	2.4%
Total Illinois Resident*	31,304	55.3%
Total Out-of-State Resident*	12,684	22.4%
Total U.S. Non-Resident*	12,575	22.2%

\* Based on address at time of application/admission.

### ENROLLMENT BY ACADEMIC UNIT (FALL 2023)

College of Agricultural, Consumer and Environmental Sciences	3,429
College of Applied Health Sciences	2,583
Gies College of Business	8,902
College of Education	1,814
The Grainger College of Engineering	14,608
College of Fine and Applied Arts	2,490
College of Law	655
College of Liberal Arts and Sciences	14,915
College of Media	1,083
College of Veterinary Medicine	797
Division of General Studies	2,047
Graduate College	13
Carle Illinois College of Medicine	203
School of Information Sciences	1,610
School of Labor and Employment Relations	279
School of Social Work	753
Center for Innovation in Teaching and Learning	382



## UNIVERSITY OF ILLINOIS CHICAGO

The University of Illinois Chicago is the only public research university in Chicago. In the heart of one of the world's great cities, UIC is a world-class research institution with 16 academic colleges and an academic health enterprise, UI Health. The university serves nearly 34,000 students and is one of the most ethnically rich and culturally diverse campuses in the nation.

# 11<sup>TH</sup>

**Among top  
performers in  
social mobility**

# 46%

**Of fall 2023 first-year  
freshmen are first-  
generation students**

# TOP 25

**In ethnic  
diversity**

### BY THE NUMBERS (FALL 2023)

#### Full-Time Equivalent Employees

Faculty	3,144
Administrative and Professional	3,190
Support Staff	7,548
Graduate Assistant (headcount)	3,479
Degrees Awarded (2022-23)	9,106
Operating Budget*	\$3.98B
Separately Funded Research	\$393.8M

\* Includes \$723.7 million in payments made for employee benefits and \$19.5 million for the Academic Facilities Maintenance Fund Assessment.

### ENROLLMENT (FALL 2023)

	Headcount	Percent
<b>Total</b>	<b>33,522</b>	
Undergraduate	22,107	65.9%
Male	10,342	46.8%
Female	11,765	53.2%
Black	1,744	7.9%
Hispanic	7,999	36.2%
American Indian/Alaska Native	10	0.0%
Asian	4,522	20.5%
Native Hawaiian/Other Pacific Islander	7	0.0%
Two or More Races	653	3.0%
Graduate	7,381	22.0%
Professional	4,034	12.0%
Total Illinois Resident*	26,954	80.4%
Total Out-of-State Resident*	2,372	7.1%
Total U.S. Non-Resident*	4,196	12.5%

\* Based on address at time of application/admission.

### ENROLLMENT BY ACADEMIC UNIT (FALL 2023)

College of Applied Health Sciences	1,939
College of Architecture, Design, and the Arts	1,372
College of Business Administration	5,039
College of Dentistry	471
College of Education	1,161
College of Engineering	6,220
College of Liberal Arts and Sciences	10,200
College of Medicine	
Chicago	985
Peoria	229
Rockford	272
College of Nursing	1,644
College of Pharmacy	778
College of Urban Planning and Public Affairs	487
Graduate College	179
Jane Addams College of Social Work	512
School of Law	993
School of Public Health	851
Extended Campus	190



## UNIVERSITY OF ILLINOIS SPRINGFIELD

The University of Illinois Springfield is a regional university based in the capital city with a strong public affairs and liberal arts core. UIS provides a uniquely student-centered educational experience both in and out of the classroom through active learning, meaningful research, and impactful civic engagement that prepares graduates to contribute fully to society.

# \$25M

**Awarded in grants  
and scholarships**

# 89%

**Students employed  
after graduation**

# #1

**Public regional  
university in Illinois**

### BY THE NUMBERS (FALL 2023)

#### Full-Time Equivalent Employees

Faculty	241
Administrative and Professional	197
Support Staff	339
Graduate Assistant (headcount)	300
Degrees Awarded (2022-23)	1,197
Operating Budget*	\$135.5M
Separately Funded Research	\$18M

\* Includes \$28.1 million in payments made for employee benefits and \$1.8 million for the Academic Facilities Maintenance Fund Assessment.

ENROLLMENT (FALL 2023)	Headcount	Percent
<b>Total</b>	<b>4,661</b>	
Undergraduate	2,342	50.2%
Male	1,043	44.5%
Female	1,299	55.5%
Black	296	12.6%
Hispanic	249	10.6%
American Indian/Alaska Native	2	0.1%
Asian	93	4.0%
Native Hawaiian/Other Pacific Islander	7	0.3%
Two or More Races	124	5.3%
Graduate	2,319	49.8%
Total Illinois Resident*	3,080	66.1%
Total Out-of-State Resident*	572	12.3%
Total U.S. Non-Resident*	1,009	21.6%

\* Based on address at time of application/admission.

### ENROLLMENT BY ACADEMIC UNIT (FALL 2023)

College of Business and Management	1,586
College of Health, Science and Technology	1,661
College of Liberal Arts and Social Sciences	419
College of Public Affairs and Education	824
Non-degree Seeking and Undecided	171

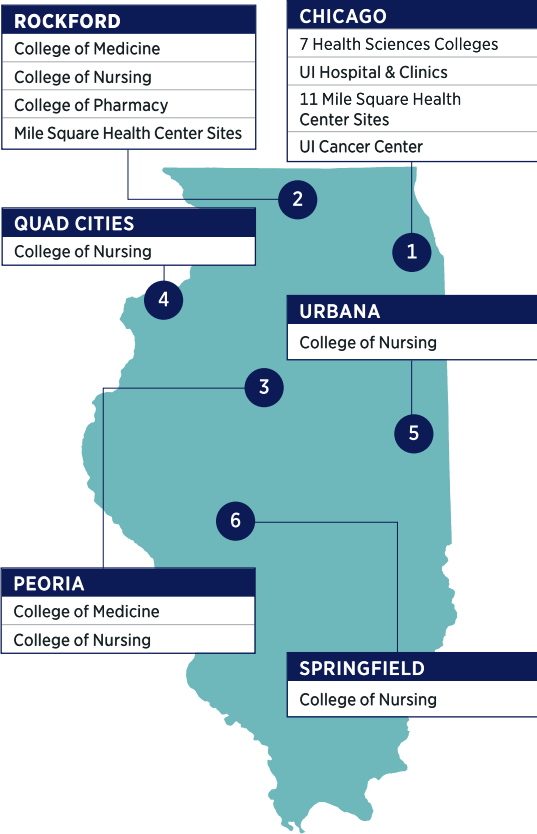


With campuses in Chicago, Peoria, Quad Cities, Rockford, Springfield and Urbana, the health system also includes the academic and research activities of UIC's seven health science colleges.

**The impact of UI Health on the state of Illinois is vast.**

**UI Health trains:**

- 1 in 3 physicians
- Over 1 in 3 pharmacists
- More than 1 in 3 dentists
- Nearly 1 in 4 social workers



**The University of Illinois Hospital & Health Sciences System** provides comprehensive care, education and research to train healthcare leaders and foster healthy communities in Illinois and beyond. Part of the University of Illinois Chicago, UI Health is an academic health enterprise that integrates the clinical activities of a 450-bed tertiary care hospital, 40-plus outpatient clinics, 12 federally qualified Mile Square Health Center locations, and the University of Illinois Cancer Center.

The clinical impact of UI Health includes patient care activities across the entire enterprise, including in FY2023:

**964,733**

Hospital and clinics patient visits

**165,171**

Mile Square Health Center patient visits

**151,610**

UIC College of Dentistry patient visits



**The Illinois Innovation Network** drives inclusive and integrated research, innovation and economic development across Illinois. It is a system of 15 university-community-industry-based hubs throughout the state that work together to drive innovation along with economic and workforce development.

**Led by the University of Illinois System** in partnership with top regional and global research institutions, Chicago-based Discovery Partners Institute trains people for in-demand tech jobs, funds and conducts applied research and development, and launches new businesses built on university technology.

**\$500M**

**From the State of Illinois to build and renovate IIN facilities**

**\$1.1M**

**Sustaining Illinois seed grants to 32 projects**

**\$530K**

**In follow-on funding for Sustaining Illinois seed grant projects**

**800+**

**Participants in DPI's tech talent programs in 2022-23**

**27**

**Science teams that convene interdisciplinary groups of researchers**

**\$20M**

**Raised for research and development**

- 15 hubs across Illinois, including one at each public university
- 48,000 anticipated new jobs in the first 10 years after completion of construction
- 25 individuals and one team honored as IIN Innovators of the Year in 2021-2023
- Launched Illinois Broadband Lab to measure, monitor, and tell the story of the state's broadband investments. The lab hosted 60-plus community outreach events March-June 2023 to learn more about broadband challenges and concerns in Illinois.
- Three statewide research conferences focusing on sustainability and environmental issues

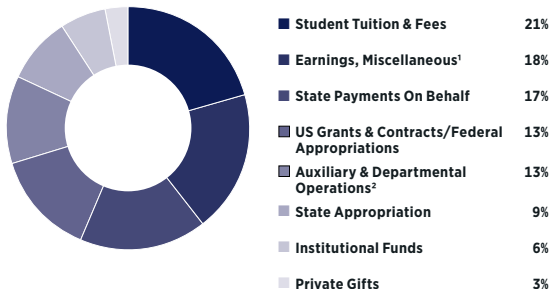
DPI, an Illinois Innovation Network hub, envisions a tech workforce as diverse as Chicago and Illinois. It works systematically with elementary and high school students, college and community college students, teachers and working professionals.

- 100+ wastewater treatment plants sampled twice weekly for COVID-19, flu, and RSV
- Nine businesses started plus several multi-million-dollar license agreements signed



The total FY2024 operating budget\* for the University of Illinois System is \$7.81 billion.

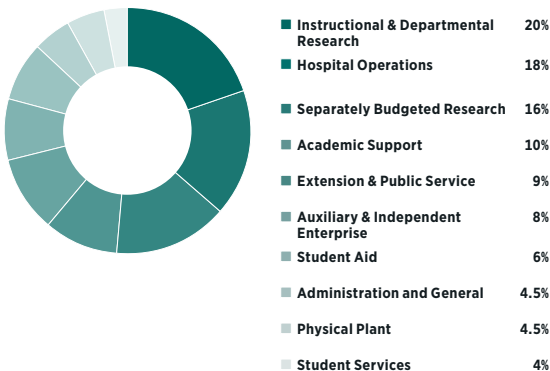
### Where does the money come from?



<sup>1</sup> e.g. hospital & medical services plans

<sup>2</sup> e.g. bookstores, housing

### How is the money spent?



\* Includes \$1.44 billion in payments made on behalf of the system for employee benefits and \$45.4 million for the Academic Facilities Maintenance Fund Assessment.

### AFFORDABILITY

	UIUC	UIC	UIS
Undergraduate in-state base tuition	\$12,712	\$11,178	\$9,645
Graduate in-state base tuition	\$13,776	\$12,470	\$7,974
Mandatory fees	\$4,860	\$4,554	\$4,855
On-campus housing	\$12,178	\$12,816	\$11,212

\* Rates shown are base, in-state, two-semester rates for entering undergraduate and graduate students. Out-of-state, international, professional, and specific programmatic rates vary. Mandatory fees may vary by program and level. Housing rates vary based on room capacity and meal plans. For detailed information, visit the registrar websites at each university.

### AFFORDABILITY

The U of I System is committed to holding the line on tuition and fulfilling its land-grant mission of access and affordability. Offering more grants and scholarships, our three universities are committed to widening doors of opportunity to more talented students.

### THE ILLINOIS GUARANTEE

Incoming undergraduate students enrolled in a baccalaureate degree program, including transfer students, receive a four-year guaranteed lock on tuition rates.

### AIM HIGH

High-achieving Illinois high school students have the opportunity to have tuition covered at each of the U of I System's three universities through a combination of state and university funds under the AIM HIGH program.

### TRANSFER GUARANTEE

Students transferring from an Illinois community college are guaranteed admission into any of the University of Illinois System locations through the U of I System Transfer Guarantee if they meet requirements.



# SUBSCRIBE TODAY

Sign up for **Stay Connected** to receive monthly highlights from the U of I System and our universities.

[GO.UILLINOIS.EDU/STAYCONNECTEDSUBSCRIBE](https://go.uillinois.edu/stayconnectedsubscribe)

# BY THE NUMBERS

## FINANCIAL AID

STUDENT AID  
IN 2022-23

\$1.8B+

IN "GIFT" AID:  
SCHOLARSHIPS, GRANTS,  
FELLOWSHIPS, TUITION  
AND FEE WAIVERS

55.6%

THROUGH  
EMPLOYMENT  
& LOANS

44.4%

AWARDS TO STUDENTS

195,487

STUDENT EARNINGS FROM  
UNIVERSITY-RELATED JOBS

\$285M+

## PRIVATE GIVING

FISCAL YEAR 2022

\$359.9M

SEPARATE GIFTS

161,113

GIFT INCOME JULY 1, 2018,  
TO JUNE 30, 2023

\$1.9B+

## ADMISSIONS

### Urbana-Champaign

Office of Admissions and Records, MC-061  
901 W. Illinois St., Urbana, IL 61801  
217-333-0302 | admissions.illinois.edu

### Chicago

Office of Admissions and Records, MC-018  
1200 W. Harrison St., Ste. 1100, Chicago, IL 60607  
312-996-4350 | admissions.uic.edu

### Springfield

Office of Admissions and Records, MS UHB 1080  
One University Plaza, Springfield, IL 62703  
217-206-4847 | uis.edu/admissions

## AFFILIATES

### University of Illinois Alumni Association

601 S. Lincoln Ave., Urbana, IL 61801  
217-333-1471 | uiaa.org

### University of Illinois Chicago Alumni Association

601 S. Morgan St., 2503 University Hall, Chicago, IL 60607  
312-413-8272 | advance.uic.edu/alumni-association

### University of Illinois Springfield Alumni Relations

One University Plaza, Springfield, IL 62703  
217-206-6600 | uis.edu/advancement

### University of Illinois Foundation

1305 W. Green St., Urbana, IL 61801  
217-333-2962 | uif.uillinois.edu

Pocket Facts is produced by the Office of External Relations and Communications. Data is provided by the System Office for Planning and Budgeting. Photos courtesy of each university.

For additional copies or an accessible PDF, please email [infosource@uillinois.edu](mailto:infosource@uillinois.edu). For a digital version of this report, please visit [go.uillinois.edu/2024PocketFacts](http://go.uillinois.edu/2024PocketFacts).



URBANA-CHAMPAIGN | 



CHICAGO | 



SPRINGFIELD | 

**THREE UNIVERSITIES. ONE SYSTEM.  
ALTOGETHER EXTRAORDINARY.™**

   | UNIVERSITY OF ILLINOIS SYSTEM

[uillinois.edu](http://uillinois.edu) •     