

2026

UNIVERSITY OF ILLINOIS SYSTEM

# POCKET FACTS



UNIVERSITY OF ILLINOIS SYSTEM

Altogether Extraordinary™



# THE UNIVERSITY OF ILLINOIS SYSTEM

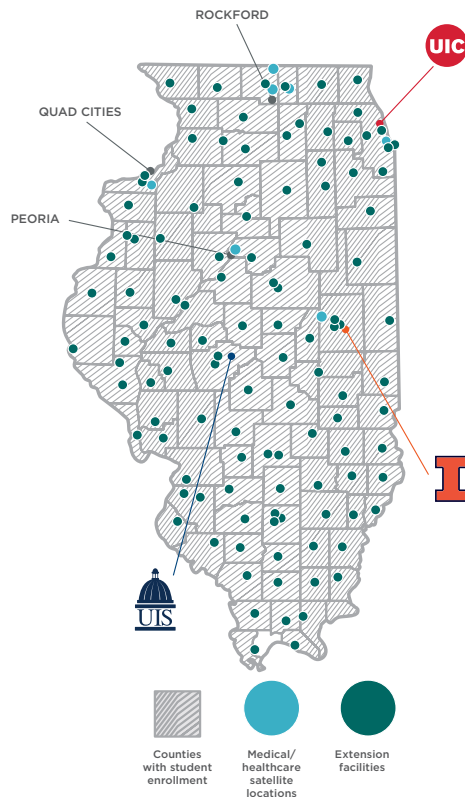
**THE UNIVERSITY OF ILLINOIS SYSTEM is among the preeminent public university systems in the nation and the largest comprehensive system of higher education in Illinois.**

Composed principally of its three best-in-class universities in Urbana-Champaign, Chicago, and Springfield, plus a comprehensive health enterprise dedicated to care, education, and research, the U of I System is a powerhouse for education and discovery, widely recognized as among the most innovative university systems in the world.

The U of I System boasts leading graduate and doctoral research centers, two medical schools, two law schools, world-class engineering and business colleges, top liberal arts colleges, an urban hospital system, regional health science campuses, and educational programs available to residents of all 102 Illinois counties.

In addition to its academic, research, public engagement, and healthcare missions, the U of I System is leading workforce and economic development efforts in the state through the Illinois Innovation Network and the Discovery Partners Institute.

An extensive economic impact study shows the U of I System contributes \$24.9 billion annually to the state's economy. The system's impact supports nearly 225,000 jobs — which means one out of every 37 jobs in Illinois is supported by the activities of the universities and their students.



## SYSTEM BY THE NUMBERS (FALL 2025)

Total Enrollment	101,081
Full-Time Equivalent Employees	30,359
Graduate Assistants (headcount)	10,053
Degrees Awarded (2024-25)	28,030
Operating Budget (2025-26)*	\$8.94B
Separately Funded Research (2025-26)	\$1.12B
Living Alumni	889,702
Student Organizations	1,770

\* Includes \$1.63 billion in State Fringe Benefits and \$52 million for the Academic Facilities Maintenance Fund Assessment (AFMFA).

# OUR IMPACT

Yearly contribution to the Illinois economy

\$24.9B+

Illinois jobs connected to the U of I System

1 in 37

Total funded research portfolio

\$1B+

Approximate percentage of U of I System graduates who stay in Illinois to drive the state's economy

70%

Percentage of undergraduate students who are Illinois residents

79%

Percentage of students attending Illinois public universities who are enrolled in U of I System universities

53%

Percentage of resident undergraduates who pay less than \$3,000 per semester in tuition and fees

52%

Alumni living in Illinois

501,000+

Alumni across the world

889,000+

## Board of Trustees

**J. Carolyn Blackwell**, Champaign, 2029  
**Ramón Cepeda**, Darien, 2027  
**Tami Craig Schilling**, Okawville, 2027  
**Joseph D. Gutman**, Highland Park, 2031  
**Suzet M. McKinney**, Chicago, 2031  
**Wilbur C. Milhouse III**, Chicago, 2029  
**Sarah C. Phalen**, Sherman, 2027  
**Jesse H. Ruiz (Chair)**, Chicago, 2029  
**Bryan S. Traubert**, Chicago, 2031

Members are listed with home city and date of term expiration. In addition, three student trustees, one from each university, are elected by the student body to one-year terms. The governor serves as an ex-officio member.

## SYSTEM LEADERSHIP

**Timothy L. Killeen**, President  
**Nicholas P. Jones**, Executive Vice President and Vice President for Academic Affairs  
**Janet L. Gooch**, Chancellor/Vice President University of Illinois Springfield  
**Charles L. Isbell Jr.**, Chancellor/Vice President University of Illinois Urbana-Champaign  
**Marie Lynn Miranda**, Chancellor/Vice President University of Illinois Chicago  
**Paul Ellinger**, Vice President, Chief Financial Officer and Comptroller  
**Howard Engle**, Treasurer of the Board of Trustees  
**Adrienne Nazon**, Vice President of External Relations and Communications  
**Scott Rice**, University Counsel  
**Jeffrey Stein**, Secretary of the Board of Trustees and the University  
**Jay Walsh**, Vice President of Economic Development and Innovation

## OFFICER OF RELATED ORGANIZATION

**James H. Moore Jr.**, President/CEO  
University of Illinois Foundation



UNIVERSITY OF  
**ILLINOIS**  
URBANA-CHAMPAIGN

**Founded in 1867 as one of America’s original land-grant institutions,** the University of Illinois Urbana-Champaign is consistently ranked as one of the top public research universities in the U.S.

**60,000+**

**Students from  
50 states and  
100+ countries**

**#12**

**Ranked  
public university**

**500K+**

**Living  
alumni**

**BY THE NUMBERS (FALL 2025)**

Full-Time Equivalent Employees	13,499
Graduate Assistant (headcount)	6,683
Degrees Awarded (2024-25)	17,879
Operating Budget (2025-26)*	\$3.82B
Separately Funded Research (2025-26)	\$688.6M

\* Includes \$632.3 million in State Fringe Benefits and \$28.8 million for the Academic Facilities Maintenance Fund Assessment (AFMFA).

ENROLLMENT (FALL 2025)	Headcount	Percent
Total	60,848	
Undergraduate	38,572	63.4%
Male	19,842	51.4%
Female	18,730	48.6%
Black/African American	2,018	5.2%
Hispanic	5,673	14.7%
American Indian/Alaska Native	9	0.0%
Asian	8,356	21.7%
Native Hawaiian/Other Pacific Islander	11	0.0%
Two or More Races	1,628	4.2%
First-Time Transfer	1,682	4.4%
First Generation	8,646	22.4%
Graduate	20,863	34.3%
Professional	1,413	2.3%
Total Illinois Resident†	34,046	56.0%
Total Out-of-State Resident†	13,534	22.2%
Total U.S. Non-Resident†	13,268	21.8%

† Based on address at time of application/admission.

**ACADEMIC UNITS (FALL 2025 ENROLLMENT)**

College of Agricultural, Consumer and Environmental Sciences	3,843
College of Applied Health Sciences	2,737
Gies College of Business	9,640
College of Education	1,862
The Grainger College of Engineering	16,246
College of Fine and Applied Arts	2,491
College of Law	671
College of Liberal Arts and Sciences	15,678
College of Media	1,288
College of Veterinary Medicine	888
Division of Exploratory Studies (formerly General Studies)	1,755
Graduate College	6
Carle Illinois College of Medicine	248
School of Information Sciences	2,094
School of Labor and Employment Relations	264
School of Social Work	909
Provost Academic Programs	228



## UNIVERSITY OF ILLINOIS CHICAGO

The University of Illinois Chicago is the only public research university in Chicago. In the heart of one of the world's great cities, UIC is a world-class research institution with 16 academic colleges and an academic health enterprise, UI Health. The university serves nearly 36,000 students and is one of the most ethnically rich and culturally diverse campuses in the nation.

#1

in Illinois and  
top 10 nationally  
in social mobility

46%

of fall 2025 first-year  
freshmen are  
first-generation  
students

1 OF 25

"best -in-class"  
colleges

### BY THE NUMBERS (FALL 2025)

Full-Time Equivalent Employees	14,971
Graduate Assistant (headcount)	3,287
Degrees Awarded (2024-25)	8,564
Operating Budget (2025-26)*	\$4.55B
Separately Funded Research (2025-26)	\$403.2M

\* Includes \$905.3 million in State Fringe Benefits and \$20.9 million for the Academic Facilities Maintenance Fund Assessment (AFMFA).

ENROLLMENT (FALL 2025)	Headcount	Percent
Total	35,869	
Undergraduate	24,260	67.6%
Male	11,412	47.0%
Female	12,848	53.0%
Black/African American	2,141	8.8%
Hispanic	8,844	36.5%
American Indian/Alaska Native	13	0.1%
Asian	4,885	20.1%
Native Hawaiian/Other Pacific Islander	6	0.0%
Two or More Races	735	3.0%
First-Time Transfer	2,450	10.1%
First Generation	8,858	36.5%
Graduate	7,409	20.7%
Professional	4,200	11.7%
Total Illinois Resident†	29,244	81.5%
Total Out-of-State Resident†	2,642	7.4%
Total U.S. Non-Resident†	3,983	11.1%

† Based on address at time of application/admission.

### ACADEMIC UNITS (FALL 2025 ENROLLMENT)

College of Applied Health Sciences	1,966
College of Architecture, Design, and the Arts	1,488
College of Business Administration	5,544
College of Dentistry	476
College of Education	1,207
College of Engineering	6,686
College of Liberal Arts and Sciences	10,682
College of Medicine	
Chicago	977
Peoria	254
Rockford	259
College of Nursing	2,105
Herbert M. and Carol H. Retzky College of Pharmacy	774
College of Urban Planning and Public Affairs	636
Graduate College	166
Jane Addams College of Social Work	505
School of Law	1,026
School of Public Health	885
Extended Campus	233



UNIVERSITY OF  
ILLINOIS  
SPRINGFIELD

The University of Illinois Springfield is a public regional comprehensive university in the state capital, serving students from all backgrounds. UIS prepares and empowers students to succeed and make a lasting impact through an engaging and individualized learning experience with leadership development at its core.

\$20M

Awarded in grants and scholarships

90.1%

Of undergrads working, serving, continuing school after graduation

#1

Public regional university in Illinois

BY THE NUMBERS (FALL 2025)

Full-Time Equivalent Employees	789
Graduate Assistant (headcount)	75
Degrees Awarded (2024-25)	1,587
Operating Budget (2025-26)*	\$144M
Separately Funded Research (2025-26)	\$18.0M

\* Includes \$32.9 million in State Fringe Benefits and \$2.3 million for the Academic Facilities Maintenance Fund Assessment (AFMFA).

ENROLLMENT (FALL 2025)	Headcount	Percent
Total	4,364	
Undergraduate	2,337	53.6%
Male	1,071	45.8%
Female	1,266	54.2%
Black/African American	347	14.8%
Hispanic	262	11.2%
American Indian/Alaska Native	3	0.1%
Asian	84	3.6%
Native Hawaiian/Other Pacific Islander	2	0.1%
Two or More Races	109	4.7%
First-Time Transfer	420	18.0%
First Generation	901	38.6%
Graduate	2,027	46.4%
Total Illinois Resident†	3,126	71.6%
Total Out-of-State Resident†	523	12.0%
Total U.S. Non-Resident†	715	16.4%

† Based on address at time of application/admission.

ACADEMIC UNITS (FALL 2025 ENROLLMENT)

College of Business and Management	1,414
College of Health, Science and Technology	1,420
College of Liberal Arts and Social Sciences	442
College of Public Affairs and Education	885
Non-Degree Seeking and Undecided	203



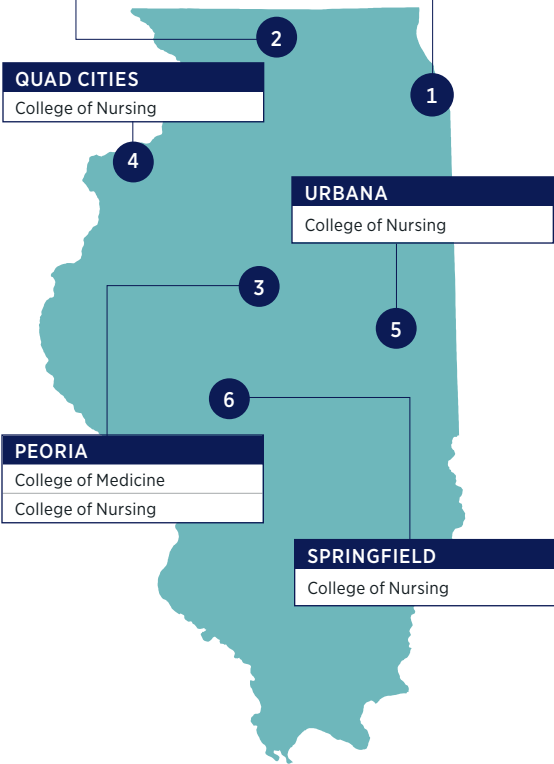


With campuses in Chicago, Peoria, Quad Cities, Rockford, Springfield, and Urbana, the health system also includes the academic and research activities of UIC's seven health sciences colleges.

Academic year 2025-26 enrollment includes 8,201 new health sciences students.

During academic year 2024-25, UI Health added over 2,200 new healthcare professionals to the workforce.

ROCKFORD	CHICAGO
College of Medicine	7 Health Sciences Colleges
College of Nursing	UI Hospital & Clinics
College of Pharmacy	10 Mile Square Health Center Sites
1 Mile Square Health Center Site	UI Cancer Center



**The University of Illinois Hospital & Health Sciences System** provides comprehensive care, education and research to train healthcare leaders and foster healthy communities in Illinois and beyond. Part of the University of Illinois Chicago, UI Health is an academic health enterprise that integrates the clinical activities of a tertiary care hospital, 40-plus outpatient clinics, 11 federally qualified Mile Square Health Center locations, and the University of Illinois Cancer Center.

Fiscal year 2025 clinical impact includes the patient care activities across a wide spectrum of services:

**1.5M+**  
Patient visits  
across the UI  
Health clinical  
enterprise

**162,866**  
Mile Square  
Health Center  
patient visits

**154,285**  
Dental  
clinic visits



**Illinois Innovation Network** drives inclusive and integrated research, innovation, and economic development across Illinois. Fifteen university-community-industry-based hubs — one at each public university, Discovery Partners Institute, and Peoria's Distillery Lab — provide results through research collaboration, student experiences, and targeted initiatives.

**\$500M**

**From the State  
of Illinois to build  
and renovate IIN  
facilities**

**\$1.9M**

**In funding across  
58 seed grant  
projects**

**7**

**Federally funded  
programs such  
as broadband,  
manufacturing  
workforce**

- Leading a statewide manufacturing career awareness campaign and a program that provides digital skills training for returning citizens.
- 33 individuals and one team honored as IIN Innovators of the Year in 2021-2024
- Home to the Illinois Broadband Lab, which measures, monitors, and tells the story of the state's broadband investments. The lab leads digital equity efforts across the state and collaborates with the Illinois Office of Broadband on broadband infrastructure investments.
- Six statewide research conferences focusing on sustainability issues and the state's research enterprise.

# BY THE NUMBERS

## FINANCIAL AID

STUDENT AID  
IN 2024-25

**\$2B+**

IN "GIFT" AID:  
SCHOLARSHIPS, GRANTS,  
FELLOWSHIPS, TUITION  
AND FEE WAIVERS

**57.2%**

THROUGH  
EMPLOYMENT  
& LOANS

**42.8%**

AWARDS TO STUDENTS

**209,361**

STUDENT EARNINGS FROM  
UNIVERSITY-RELATED JOBS

**\$329M+**

## PRIVATE GIVING

FISCAL YEAR 2025

**\$427.1M**

SEPARATE GIFTS

**171,305**

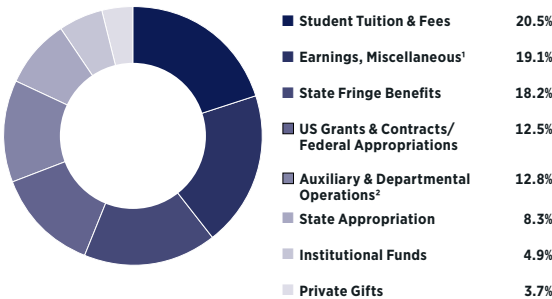
GIFT INCOME JULY 1, 2020,  
TO JUNE 30, 2025

**\$2B**



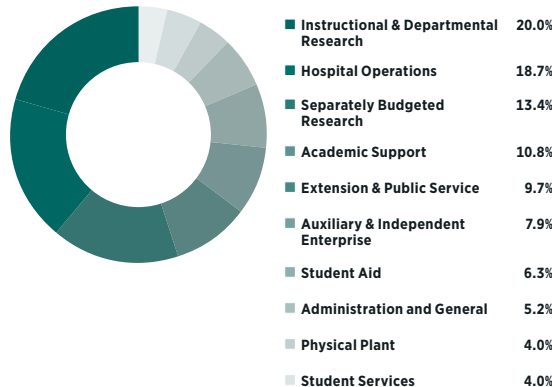
The total FY2026 operating budget\* for the University of Illinois System is \$8.94 billion.

Where does the money come from?



<sup>1</sup> e.g. hospital & medical services plans  
<sup>2</sup> e.g. bookstores, housing

How is the money spent?



\* Includes \$1.63 billion in State Fringe Benefits and \$52 million for the Academic Facilities Maintenance Fund Assessment (AFMFA).

	UIUC	UIC	UIS
Undergraduate in-state base tuition	\$12,992	\$11,424	\$9,840
Graduate in-state base tuition	\$14,474	\$13,102	\$8,136
Mandatory fees	\$5,054	\$4,622	\$5,048
On-campus housing	\$13,848	\$14,130	\$11,866

\* Rates shown are base, in-state, two-semester rates for entering undergraduate and graduate students. Out-of-state, international, professional, and specific programmatic rates vary. Mandatory fees may vary by program and level. Housing rates vary based on room capacity and meal plans. For detailed information, visit the registrar websites at each university.

AFFORDABILITY

The U of I System is committed to holding the line on tuition and fulfilling its land-grant mission of access and affordability. Offering more grants and scholarships, our three universities are committed to widening doors of opportunity to more talented students.

THE ILLINOIS GUARANTEE

Incoming undergraduate students enrolled in a baccalaureate degree program, including transfer students, receive a four-year guaranteed lock on tuition rates.

AIM HIGH

High-achieving Illinois high school students have the opportunity to have tuition covered at each of the U of I System’s three universities through a combination of state and university funds under the AIM HIGH program.

TRANSFER GUARANTEE

Effective since fall 2025, students transferring from any college or university in the United States are guaranteed admission into any of the U of I System locations through the U of I System Transfer Guarantee if they meet requirements.



SUBSCRIBE TODAY

Sign up for Stay Connected to receive monthly highlights from the U of I System and our universities.

GO.UILLINOIS.EDU/STAYCONNECTEDSUBSCRIBE

# STATE TOUR



## ADMISSIONS

### Urbana-Champaign

Office of Admissions and Records, MC-061  
901 W. Illinois St., Urbana, IL 61801  
217-333-0302 | [admissions.illinois.edu](http://admissions.illinois.edu)

### Chicago

Office of Admissions and Records, MC-018  
1200 W. Harrison St., Suite 1100, Chicago, IL 60607  
312-996-4350 | [admissions.uic.edu](http://admissions.uic.edu)

### Springfield

Office of Admissions and Records, MS UHB 1080  
One University Plaza, Springfield, IL 62703  
217-206-4847 | [uis.edu/admissions-aid](http://uis.edu/admissions-aid)

## AFFILIATES

### University of Illinois Alumni Association

601 S. Lincoln Ave., Urbana, IL 61801  
217-333-1471 | [uiaa.org](http://uiaa.org)

### University of Illinois Chicago Alumni Association

815 W. Van Buren St., Suite 400, Rice Building, MC 002  
Chicago, IL 60607  
312-413-8272 | [advance.uic.edu/alumni-association](http://advance.uic.edu/alumni-association)

### University of Illinois Springfield Alumni Relations

One University Plaza, Springfield, IL 62703  
217-206-6600 | [uis.edu/advancement](http://uis.edu/advancement)

### University of Illinois Foundation

303 St. Mary's Road, Champaign, IL 61820  
217-333-0810 | [uif.uillinois.edu](http://uif.uillinois.edu)

Pocket Facts is produced by the Office of External Relations and Communications. Data is provided by the System Office for Planning and Budgeting. Photos courtesy of each university.

For additional copies or an accessible PDF, please email [infosource@uillinois.edu](mailto:infosource@uillinois.edu). For a digital version of this report, please visit [go.uillinois.edu/2026PocketFacts](http://go.uillinois.edu/2026PocketFacts).



URBANA-CHAMPAIGN | 



CHICAGO | 



SPRINGFIELD | 

THREE UNIVERSITIES. ONE SYSTEM.  
ALTOGETHER EXTRAORDINARY.™



UNIVERSITY OF ILLINOIS SYSTEM

[uillinois.edu](http://uillinois.edu) •       