

2025

UNIVERSITY OF ILLINOIS SYSTEM

# POCKET FACTS



UNIVERSITY OF ILLINOIS SYSTEM

Altogether Extraordinary™



# THE UNIVERSITY OF ILLINOIS SYSTEM

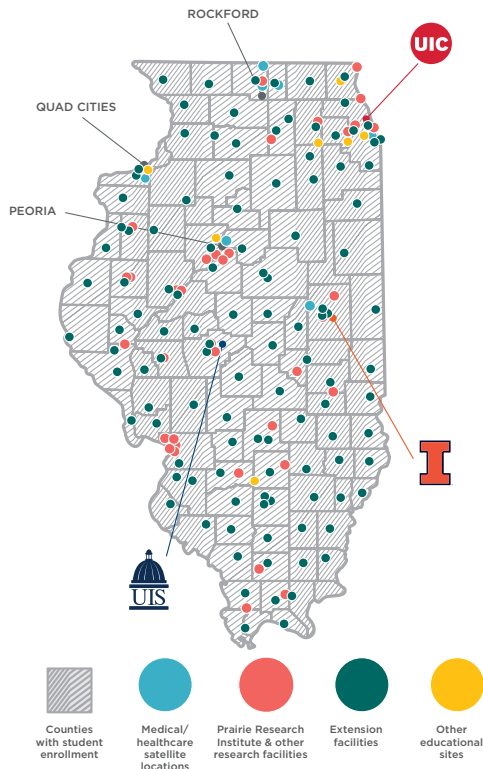
**THE UNIVERSITY OF ILLINOIS SYSTEM is among the preeminent public university systems in the nation and the largest comprehensive system of higher education in Illinois.**

Composed principally of its three best-in-class universities in Urbana-Champaign, Chicago, and Springfield, the U of I System is a powerhouse for education and discovery, and widely recognized as among the most innovative university systems in the world.

The U of I System boasts leading graduate and doctoral research centers, two medical schools, two law schools, world-class engineering and business colleges, top liberal arts colleges, an urban hospital system, regional health science campuses, and educational programs available to residents of all 102 Illinois counties.

In addition to its academic, research, public engagement, and healthcare missions, the U of I System is leading workforce and economic development efforts in the state through the Illinois Innovation Network and the Discovery Partners Institute.

An extensive economic impact study shows the U of I System contributes \$19 billion annually to the state's economy. The system's impact supports nearly 164,200 jobs — which means one out of every 46 jobs in Illinois is supported by the activities of the universities and their students.



## SYSTEM BY THE NUMBERS (FALL 2024)

Total Enrollment	97,772
Full-Time Equivalent Employees*	29,979
Graduate Assistant (headcount)	10,556
Degrees Awarded (2023-24)	27,041
Operating Budget (2024-25) <sup>†</sup>	\$8.29B
Separately Funded Research (2024-25)	\$1.10B
Living Alumni	871,364
Student Organizations	1,540

\* Includes employees in university administration.

<sup>†</sup> Includes \$1.37 billion in State Fringe Benefits and \$49.3 million for the Academic Facilities Maintenance Fund Assessment (AFMFA).

# OUR IMPACT

Yearly contribution to the Illinois economy **\$19B+**

Illinois jobs connected to the U of I System **1 in 46**

Total funded research portfolio **\$1B+**

Approximate percentage of U of I System graduates who stay in Illinois to drive the state's economy **70%**

Percentage of undergraduate students who are Illinois residents **79%**

Percentage of students attending Illinois public universities who are enrolled in U of I System universities **53%**

Percentage of resident undergraduates who pay less than \$3,000 per semester **51%**

Percentage of undergraduate students who identify as an underrepresented minority **32%**

Alumni living in Illinois **490,000+**

Alumni across the world **870,000+**

## Board of Trustees

**Carolyn Blackwell**, Champaign, 2029  
**Ramón Cepeda**, Darien, 2027  
**Tami Craig Schilling**, Okawville, 2027  
**Donald J. Edwards** (Chair), Chicago, 2025  
**Joseph D. Gutman**, Highland Park, 2025  
**Patricia Brown Holmes**, Chicago, 2025  
**Wilbur C. Milhouse III**, Chicago, 2029  
**Sarah C. Phalen**, Sherman, 2027  
**Jesse H. Ruiz**, Chicago, 2029

Members are listed with home city and date of term expiration. Three student trustees, one from each university, are elected by the student body to one-year terms. The governor serves as an ex-officio member.

## SYSTEM LEADERSHIP

**Timothy L. Killeen**, President  
**Nicholas P. Jones**, Executive Vice President and Vice President for Academic Affairs  
**Janet L. Gooch**, Chancellor/Vice President University of Illinois Springfield  
**Robert J. Jones**, Chancellor/Vice President University of Illinois Urbana-Champaign  
**Marie Lynn Miranda**, Chancellor/Vice President University of Illinois Chicago  
**Scott Rice**, University Counsel  
**Paul Ellinger**, Vice President, Chief Financial Officer and Comptroller  
**Lester H. McKeever Jr.**, Treasurer of the Board of Trustees  
**Adrienne Nazon**, Vice President of External Relations and Communications  
**Jeffrey Stein**, Secretary of the Board of Trustees and the University  
**Jay Walsh**, Vice President of Economic Development and Innovation

## OFFICER OF RELATED ORGANIZATION

**James H. Moore, Jr.**, President/CEO  
 University of Illinois Foundation



UNIVERSITY OF  
**ILLINOIS**  
URBANA-CHAMPAIGN

Founded in 1867 as one of America's original land-grant institutions, the University of Illinois Urbana-Champaign is consistently ranked as one of the top public research universities in the U.S.

**59,000+**

Students from  
50 states and  
100+ countries

**#9**

Ranked  
public university

**500K+**

Living  
alumni

#### BY THE NUMBERS (FALL 2024)

Full-Time Equivalent Employees	13,374
Graduate Assistant (headcount)	6,876
Degrees Awarded (2023-24)	16,752
Operating Budget (2024-25)*	\$3.62B
Separately Funded Research (2024-25)	\$664.5M

\* Includes \$539.5 million in State Fringe Benefits and \$28.2 million for the Academic Facilities Maintenance Fund Assessment (AFMFA).

ENROLLMENT (FALL 2024)	Headcount	Percent
Total	59,238	
Undergraduate	37,140	62.7%
Male	19,404	52.2%
Female	17,736	47.8%
Black/African American	1,944	5.2%
Hispanic	5,266	14.2%
American Indian/Alaska Native	12	0.0%
Asian	8,419	22.7%
Native Hawaiian/Other Pacific Islander	12	0.0%
Two or More Races	1,512	4.1%
Graduate	20,741	35.0%
Professional	1,357	2.3%
Total Illinois Resident†	32,698	55.2%
Total Out-of-State Resident†	13,190	22.3%
Total U.S. Non-Resident†	13,350	22.5%

† Based on address at time of application/admission.

#### ACADEMIC UNITS (FALL 2024 ENROLLMENT)

College of Agricultural, Consumer and Environmental Sciences	3,668
College of Applied Health Sciences	2,642
Gies College of Business	9,329
College of Education	1,826
The Grainger College of Engineering	15,713
College of Fine and Applied Arts	2,454
College of Law	622
College of Liberal Arts and Sciences	15,467
College of Media	1,180
College of Veterinary Medicine	830
Division of General Studies	1,927
Graduate College	5
Carle Illinois College of Medicine	227
School of Information Sciences	2,058
School of Labor and Employment Relations	274
School of Social Work	825
Provost Academic Programs	191



The University of Illinois Chicago is the only public research university in Chicago. In the heart of one of the world's great cities, UIC is a world-class research institution with 16 academic colleges and an academic health enterprise, UI Health. The university serves nearly 34,000 students and is one of the most ethnically rich and culturally diverse campuses in the nation.

#1

University in  
Illinois for  
Best Value and  
Social Mobility

40%

Of fall 2024  
first-year  
freshmen are first-  
generation students

TOP 30

In ethnic  
diversity

### BY THE NUMBERS (FALL 2024)

Full-Time Equivalent Employees	14,718
Graduate Assistant (headcount)	3,379
Degrees Awarded (2023-24)	8,690
Operating Budget (2024-25)*	\$4.18B
Separately Funded Research (2024-25)	\$414.0M

\* Includes \$749.7 million in State Fringe Benefits and \$19.6 million for the Academic Facilities Maintenance Fund Assessment (AFMFA).

ENROLLMENT (FALL 2024)	Headcount	Percent
Total	33,906	
Undergraduate	22,495	66.3%
Male	10,481	46.6%
Female	12,014	53.4%
Black/African American	1,829	8.1%
Hispanic	8,023	35.7%
American Indian/Alaska Native	11	0.0%
Asian	4,680	20.8%
Native Hawaiian/Other Pacific Islander	8	0.0%
Two or More Races	672	3.0%
Graduate	7,322	21.6%
Professional	4,089	12.1%
Total Illinois Resident†	27,221	80.3%
Total Out-of-State Resident†	2,496	7.4%
Total U.S. Non-Resident†	4,189	12.4%

† Based on address at time of application/admission.

### ACADEMIC UNITS (FALL 2024 ENROLLMENT)

College of Applied Health Sciences	1,908
College of Architecture, Design, and the Arts	1,418
College of Business Administration	5,031
College of Dentistry	469
College of Education	1,120
College of Engineering	6,398
College of Liberal Arts and Sciences	10,240
College of Medicine	
Chicago	997
Peoria	241
Rockford	263
College of Nursing	1,810
Herbert M. and Carol H. Retzky College of Pharmacy	774
College of Urban Planning and Public Affairs	546
Graduate College	163
Jane Addams College of Social Work	466
School of Law	980
School of Public Health	854
Extended Campus	228



# UNIVERSITY OF ILLINOIS SPRINGFIELD

The University of Illinois Springfield is a regional university based in the capital city with a strong public affairs and liberal arts core. UIS provides a uniquely student-centered educational experience both in and out of the classroom through active learning, meaningful research, and impactful civic engagement that prepares graduates to contribute fully to society.

## \$25M

**Awarded in grants  
and scholarships**

## 83%

**Students employed  
after graduation**

## #1

**Public regional  
university in Illinois**

### BY THE NUMBERS (FALL 2024)

Full-Time Equivalent Employees	800
Graduate Assistant (headcount)	288
Degrees Awarded (2023-24)	1,599
Operating Budget (2024-25)*	\$136.6M
Separately Funded Research (2024-25)	\$17.3M

\* Includes \$29.1 million in State Fringe Benefits and \$1.5 million for the Academic Facilities Maintenance Fund Assessment (AFMFA).

ENROLLMENT (FALL 2024)	Headcount	Percent
Total	4,628	
Undergraduate	2,309	49.9%
Male	1,009	43.7%
Female	1,300	56.3%
Black/African American	320	13.9%
Hispanic	271	11.7%
American Indian/Alaska Native	2	0.1%
Asian	92	4.0%
Native Hawaiian/Other Pacific Islander	3	0.1%
Two or More Races	116	5.0%
Graduate	2,319	50.1%
Total Illinois Resident <sup>†</sup>	3,140	67.8%
Total Out-of-State Resident <sup>†</sup>	531	11.5%
Total U.S. Non-Resident <sup>†</sup>	957	20.7%

<sup>†</sup> Based on address at time of application/admission.

### ACADEMIC UNITS (FALL 2024 ENROLLMENT)

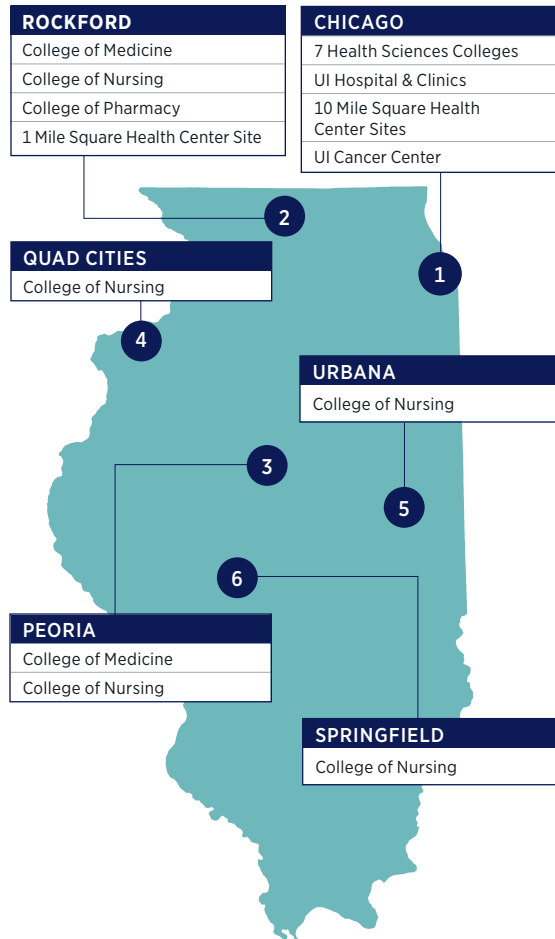
College of Business and Management	1,561
College of Health, Science and Technology	1,583
College of Liberal Arts and Social Sciences	439
College of Public Affairs and Education	888
Non-degree Seeking and Undecided	157



With campuses in Chicago, Peoria, Quad Cities, Rockford, Springfield and Urbana, the health system also includes the academic and research activities of UIC's seven health science colleges.

Academic year 2024-25 enrollment includes 7,782 new health sciences students.

During academic year 2024-25, UI Health added over 2,400 new healthcare professionals to the workforce.



**The University of Illinois Hospital & Health Sciences System** provides comprehensive care, education and research to train healthcare leaders and foster healthy communities in Illinois and beyond. Part of the University of Illinois Chicago, UI Health is an academic health enterprise that integrates the clinical activities of a tertiary care hospital, 40-plus outpatient clinics, 11 federally qualified Mile Square Health Center locations, and the University of Illinois Cancer Center.

Fiscal year 2024 clinical impact includes the patient care activities across a wide spectrum of services:

**1.4M+**

**Patient visits across the UI Health clinical enterprise**

**158,171**

**Mile Square Health Center patient visits**

**148,923**

**Dental clinic visits**



**The Illinois Innovation Network** drives inclusive and integrated research, innovation and economic development across Illinois. It is a system of 15 university-community-industry-based hubs throughout the state that provide results through research collaboration, student experiences and targeted initiatives.

**Led by the University of Illinois System** in partnership with top regional and global research institutions, Chicago-based Discovery Partners Institute trains people for in-demand tech jobs, funds and conducts applied research and development, and launches new businesses built on university technology.

**\$500M**

**From the State of Illinois to build and renovate IIN facilities**

**\$1.4M**

**Sustaining Illinois seed grants to 46 projects**

**6**

**Federally funded projects such as broadband and hydrogen economy**

**3,000**

**Teachers and students in activities and programs since DPI launched in 2018**

**10**

**New companies established based on university research since DPI's inception**

**\$12M**

**In state and federal grants to establish new research centers in 2024**

- 15 hubs across Illinois, including one at each public university, Discovery Partners Institute, and Peoria's Distillery Labs
- 48,000 anticipated new jobs in the first 10 years after completion of construction
- 33 individuals and one team honored as IIN Innovators of the Year in 2021-2024
- Home to the Illinois Broadband Lab, which measures, monitors and tells the story of the state's broadband investments. The lab leads digital equity efforts across the state and collaborates with the Illinois Office of Broadband on broadband infrastructure investments.
- Five statewide research conferences focusing on sustainability issues and the state's research enterprise

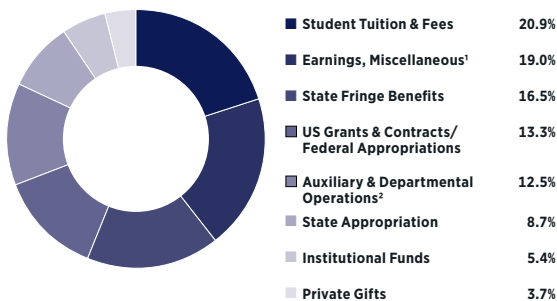
DPI, an Illinois Innovation Network hub, envisions a tech workforce as diverse as Chicago and Illinois.

- DPI's Pritzker Tech Talent Lab works with learners from middle school to mid-career, 70% of whom self-identified as Black, Latino/a or multiracial.
- It established the NSF Global Center for Clean Energy and Equitable Transportation Solutions.
- It established the Cannabis Research Institute with the Illinois Department of Human Services.
- It assesses hundreds of commercialization opportunities for research innovations across U of I System.



The total FY2025 operating budget\* for the University of Illinois System is \$8.29 billion.

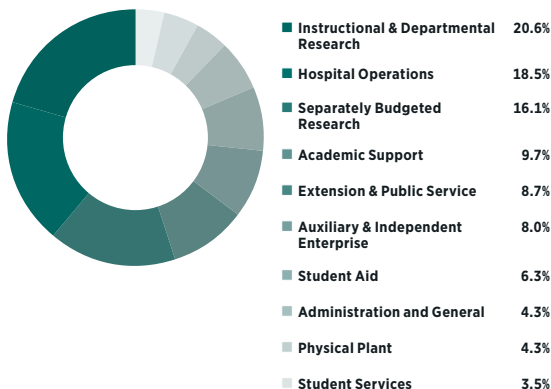
### Where does the money come from?



<sup>1</sup> e.g. hospital & medical services plans

<sup>2</sup> e.g. bookstores, housing

### How is the money spent?



\* Includes \$1.37 billion in State Fringe Benefits and \$49.3 million for the Academic Facilities Maintenance Fund Assessment (AFMFA).

	UIUC	UIC	UIS
<b>Undergraduate in-state base tuition</b>	\$12,712	\$11,178	\$9,645
<b>Graduate in-state base tuition</b>	\$14,052	\$12,719	\$7,974
<b>Mandatory fees</b>	\$4,928	\$4,554	\$4,855
<b>On-campus housing</b>	\$12,786	\$13,457	\$11,366

\* Rates shown are base, in-state, two-semester rates for entering undergraduate and graduate students. Out-of-state, international, professional, and specific programmatic rates vary. Mandatory fees may vary by program and level. Housing rates vary based on room capacity and meal plans. For detailed information, visit the registrar websites at each university.

## AFFORDABILITY

The U of I System is committed to holding the line on tuition and fulfilling its land-grant mission of access and affordability. Offering more grants and scholarships, our three universities are committed to widening doors of opportunity to more talented students.

## THE ILLINOIS GUARANTEE

Incoming undergraduate students enrolled in a baccalaureate degree program, including transfer students, receive a four-year guaranteed lock on tuition rates.

## AIM HIGH

High-achieving Illinois high school students have the opportunity to have tuition covered at each of the U of I System's three universities through a combination of state and university funds under the AIM HIGH program.

## TRANSFER GUARANTEE

Effective fall 2025, students transferring from any college or university in the United States are guaranteed admission into any of the U of I System locations through the U of I System Transfer Guarantee if they meet requirements.



# SUBSCRIBE TODAY

Sign up for **Stay Connected** to receive monthly highlights from the U of I System and our universities.

[GO.UILLINOIS.EDU/STAYCONNECTEDSUBSCRIBE](https://go.uillinois.edu/stayconnectedsubscribe)

# BY THE NUMBERS

## FINANCIAL AID

STUDENT AID  
IN 2023-24

\$1.9B+

IN "GIFT" AID:  
SCHOLARSHIPS, GRANTS,  
FELLOWSHIPS, TUITION  
AND FEE WAIVERS

56.6%

THROUGH  
EMPLOYMENT  
& LOANS

43.4%

AWARDS TO STUDENTS

198,764

STUDENT EARNINGS FROM  
UNIVERSITY-RELATED JOBS

\$310M+

## PRIVATE GIVING

FISCAL YEAR 2024

\$453.5M

SEPARATE GIFTS

158,411

GIFT INCOME JULY 1, 2019,  
TO JUNE 30, 2024

\$2.0B+

## ADMISSIONS

### Urbana-Champaign

Office of Admissions and Records, MC-061  
901 W. Illinois St., Urbana, IL 61801  
217-333-0302 | admissions.illinois.edu

### Chicago

Office of Admissions and Records, MC-018  
1200 W. Harrison St., Ste. 1100, Chicago, IL 60607  
312-996-4350 | admissions.uic.edu

### Springfield

Office of Admissions and Records, MS UHB 1080  
One University Plaza, Springfield, IL 62703  
217-206-4847 | uis.edu/admissions

## AFFILIATES

### University of Illinois Alumni Association

601 S. Lincoln Ave., Urbana, IL 61801  
217-333-1471 | uiaa.org

### University of Illinois Chicago Alumni Association

601 S. Morgan St., 2503 University Hall, Chicago, IL 60607  
312-413-8272 | advance.uic.edu/alumni-association

### University of Illinois Springfield Alumni Relations

One University Plaza, Springfield, IL 62703  
217-206-6600 | uis.edu/advancement

### University of Illinois Foundation

1305 W. Green St., Urbana, IL 61801  
217-333-2962 | uif.uillinois.edu

Pocket Facts is produced by the Office of External Relations and Communications. Data is provided by the System Office for Planning and Budgeting. Photos courtesy of each university.

For additional copies or an accessible PDF, please email [infosource@uillinois.edu](mailto:infosource@uillinois.edu). For a digital version of this report, please visit [go.uillinois.edu/2025PocketFacts](http://go.uillinois.edu/2025PocketFacts).



URBANA-CHAMPAIGN | 



CHICAGO | 



SPRINGFIELD | 

**THREE UNIVERSITIES. ONE SYSTEM.  
ALTOGETHER EXTRAORDINARY.™**

   | UNIVERSITY OF ILLINOIS SYSTEM

[uillinois.edu](http://uillinois.edu) •     